


Canmore Cemetery Monument Information Package



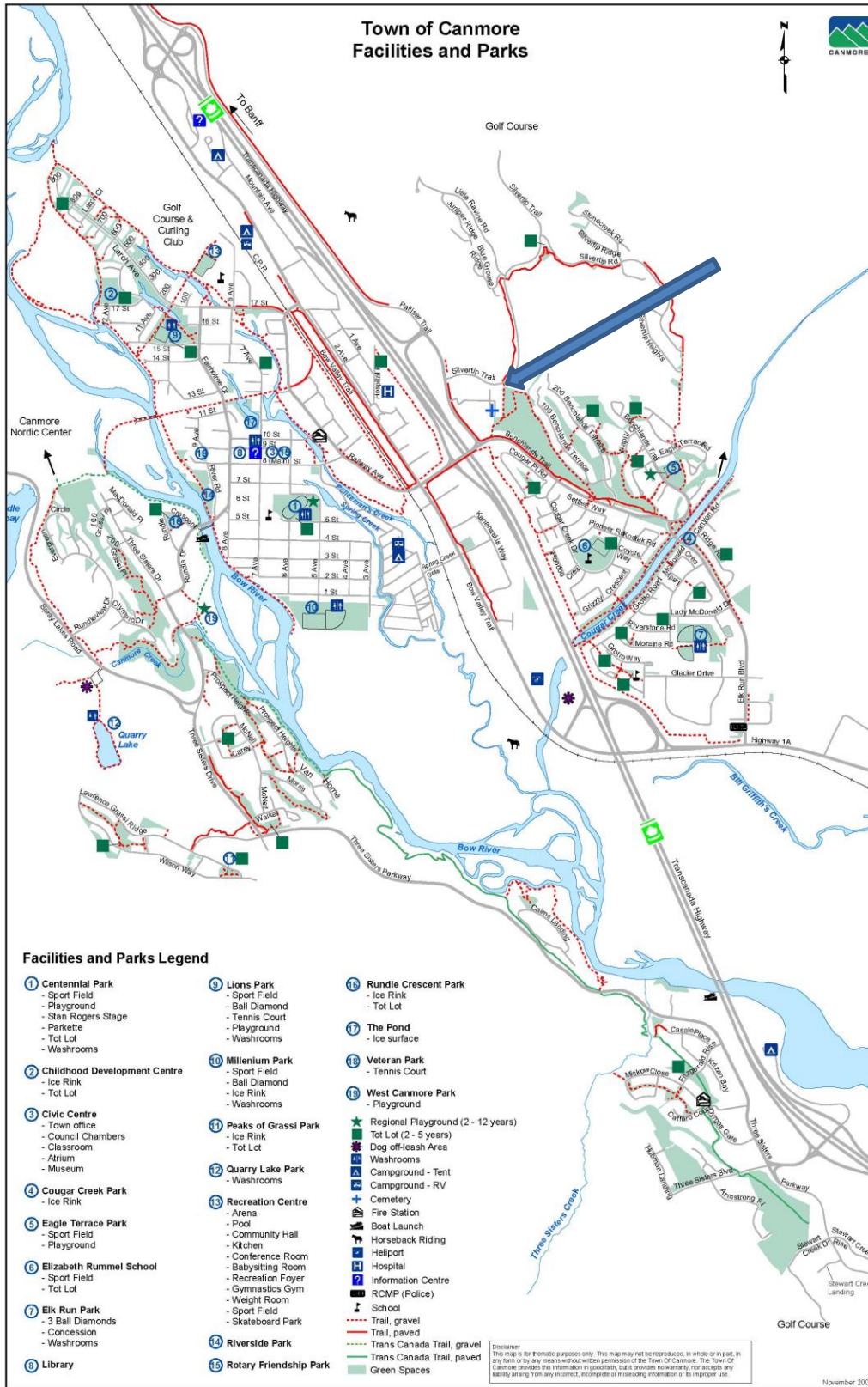
Please see our full Cemetery Policies, Procedures and Information Manual for more details.

All application forms, permits and documents are available to download in pdf format from our website.

Town of Canmore
Public Works
Parks/Cemetery Department
Phone: (403) 678-1599
Fax: (403) 678-1586
E-mail: bbuchmann@canmore.ca
Web Site: www.canmore.ca/



CEMETERY LOCATION MAP



Canmore Cemetery Sections



West Section G		
817	818	819
816	815	814
807	808	809
806	805	804
807	808	809
816	815	814
817	818	819
826	825	824
827	826	825
828	827	826
829	828	827
830	829	828
831	830	829
832	831	830
833	832	831
834	833	832
835	834	833
836	835	834
837	836	835
838	837	836
839	838	837
840	839	838
841	840	839
842	841	840
843	842	841
844	843	842
845	844	843
846	845	844
847	846	845
848	847	846
849	848	847
850	849	848
851	850	849
852	851	850
853	852	851
854	853	852
855	854	853
856	855	854
857	856	855
858	857	856
859	858	857
860	859	858
861	860	859
862	861	860
863	862	861
864	863	862
865	864	863
866	865	864
867	866	865
868	867	866
869	868	867
870	869	868
871	870	869
872	871	870
873	872	871
874	873	872
875	874	873
876	875	874
877	876	875
878	877	876
879	878	877
880	879	878
881	880	879
882	881	880
883	882	881
884	883	882
885	884	883
886	885	884
887	886	885
888	887	886
889	888	887
890	889	888
891	890	889
892	891	890
893	892	891
894	893	892
895	894	893
896	895	894
897	896	895
898	897	896
899	898	897
900	899	898
901	900	899
902	901	900
903	902	901
904	903	902
905	904	903
906	905	904
907	906	905
908	907	906
909	908	907
910	909	908
911	910	909
912	911	910
913	912	911
914	913	912
915	914	913
916	915	914
917	916	915
918	917	916
919	918	917
920	919	918
921	920	919
922	921	920
923	922	921
924	923	922
925	924	923
926	925	924
927	926	925
928	927	926
929	928	927
930	929	928
931	930	929
932	931	930
933	932	931
934	933	932
935	934	933
936	935	934
937	936	935
938	937	936
939	938	937
940	939	938
941	940	939
942	941	940
943	942	941
944	943	942
945	944	943
946	945	944
947	946	945
948	947	946
949	948	947
950	949	948
951	950	949
952	951	950
953	952	951
954	953	952
955	954	953
956	955	954
957	956	955
958	957	956
959	958	957
960	959	958
961	960	959
962	961	960
963	962	961
964	963	962
965	964	963
966	965	964
967	966	965
968	967	966
969	968	967
970	969	968
971	970	969
972	971	970
973	972	971
974	973	972
975	974	973
976	975	974
977	976	975
978	977	976
979	978	977
980	979	978
981	980	979
982	981	980
983	982	981
984	983	982
985	984	983
986	985	984
987	986	985
988	987	986
989	988	987
990	989	988
991	990	989
992	991	990
993	992	991
994	993	992
995	994	993
996	995	994
997	996	995
998	997	996
999	998	997
1000	999	998

West Section A		
714	715	716
713	714	715
712	713	714
711	712	713
710	711	712
709	710	711
708	709	710
707	708	709
706	707	708
705	706	707
704	705	706
703	704	705
702	703	704
701	702	703
700	701	702
699	700	701
698	699	700
697	698	699
696	697	698
695	696	697
694	695	696
693	694	695
692	693	694
691	692	693
690	691	692
689	690	691
688	689	690
687	688	689
686	687	688
685	686	687
684	685	686
683	684	685
682	683	684
681	682	683
680	681	682
679	680	681
678	679	680
677	678	679
676	677	678
675	676	677
674	675	676
673	674	675
672	673	674
671	672	673
670	671	672
669	670	671
668	669	670
667	668	669
666	667	668
665	666	667
664	665	666
663	664	665
662	663	664
661	662	663
660	661	662
659	660	661
658	659	660
657	658	659
656	657	658
655	656	657
654	655	656
653	654	655
652	653	654
651	652	653
650	651	652
649	650	651
648	649	650
647	648	649
646	647	648
645	646	647
644	645	646
643	644	645
642	643	644
641	642	643
640	641	642
639	640	641
638	639	640
637	638	639
636	637	638
635	636	637
634	635	636
633	634	635
632	633	634
631	632	633
630	631	632
629	630	631
628	629	630
627	628	629
626	627	628
625	626	627
624	625	626
623	624	625
622	623	624
621	622	623
620	621	622
619	620	621
618	619	620
617	618	619
616	617	618
615	616	617
614	615	616
613	614	615
612	613	614
611	612	613
610	611	612
609	610	611
608	609	610
607	608	609
606	607	608
605	606	607
604	605	606
603	604	605
602	603	604
601	602	603
600	601	602
599	600	601
598	599	600
597	598	599
596	597	598
595	596	597
594	595	596
593	594	595
592	593	594
591	592	593
590	591	592
589	590	591
588	589	590
587	588	589
586	587	588
585	586	587
584	585	586
583	584	585
582	583	584
581	582	583
580	581	582
579	580	581
578	579	580
577	578	579
576	577	578
575	576	577
574	575	576
573	574	575
572	573	574
571	572	573
570	571	572
569	570	571
568	569	570
567	568	569
566	567	568
565	566	567
564	565	566
563	564	565
562	563	564
561	562	563
560	561	562
559	560	561
558	559	560
557	558	559
556	557	558
555	556	557
554	555	556
553	554	555
552	553	554
551	552	553
550	551	552
549	550	551
548	549	550
547	548	549
546	547	548
545	546	547
544	545	546
543	544	545
542	543	544
541	542	543
540	541	542
539	540	541
538	539	540
537	538	539
536	537	538
535	536	537
534	535	536
533	534	535
532	533	534
531	532	533
530	531	532
529	530	531
528	529	530
527	528	529
526	527	528
525	526	527
524	525	526
523	524	525
522	523	524
521	522	523
520	521	522
519	520	521
518	519	520
517	518	519
516	517	518
515	516	517
514	515	516
513	514	515
512	513	514
511	512	513
510	511	512
509	510	511
508	509	510
507	508	509
506	507	508
505	506	507
504	505	506
503	504	505
502	503	504
501	502	503
500	501	502
499	500	501
498	499	500
497	498	499
496	497	498
495	496	497
494	495	496
493	494	495
492	493	494
491	492	493
490	491	492
489	490	491
488	489	490
487	488	489
486	487	488
485	486	487
484	485	486
483	484	485
482	483	484
481	482	483

MEMORIALS

General Memorial Regulations:

- *Memorials* shall cover monuments, memorial tablets and niche covers
- Permits are required for all memorial installations/inscriptions/cleaning. Only Monument Companies are allowed to do memorial work
- Permits must be applied before manufacturing to insure the memorial request meets the *Canmore Cemetery bylaw* regulations
- Permit work for memorials may only take place from Monday to Friday from 8:30 am to 4:00 pm
- Permit work for memorials typically can only take place between April and October, weather and frost conditions permitting
- Niche Erecting or Niche Removal permits are accepted year round
- Memorials may not be installed prior to an interment except on a double plot where a marker is installed, which provides for the memorialization of 2 (two) persons where 1 (one) has predeceased the other and has been interred
- Not more than one monument or memorial tablet shall be placed at the head of a plot regardless of its size
- The length measurement of a monument, memorial tablet or foundation shall mean the measurement as it would face the lot measure from left to right; the width shall mean the measurement as it would face the lot measured from the head of the lot to the foot of the lot; the depth (or thickness) shall mean the height from top to bottom
- When a plot is purchased for the intent to accommodate 8 (eight) cremated interments or 4 (four) cremated interments in a pre-occupied plot (casket), the owner is permitted 4 (four) memorial tablets placed over the cremated interments. This is in addition to an existing monument or memorial tablet at the head of the plot. The memorial tablet for this application shall be 20" length x 12" width x 4" depth
- The owner is responsible for the proper condition and replacement of a monument and the Town assumes no liability or responsibility for loss or damage to any monument through acts of vandalism or natural erosion
- The Town may remove a damaged monument
- Permit forms including fees are available on our website. Permit fees are located in our Fee section of this manual.

Permit Process

The following regulations address general monument application processes, dimensions, and materials. Please contact our office for further specifications and exceptions:

1. Permit types include:
 - a. **Monument Erecting Permit** (MEP) is for all new monuments and tablets
 - b. **Niche Erecting Permit** (NCE) is for engraving on the niche door
 - c. **Monument Removal Permit** (MR) is for work to an existing monument or tablet such as; removal for cleaning, repair inscriptions; remove and replace existing monument, on site engraving.
 - d. **Niche Removal Permit** (NCR) is for work to an existing pre engraved niche door such as additional inscription, cleaning, repair and maintenance.
2. The Monument Company meets with the client to obtain their requested information
3. The Monument Company completes the appropriate permit and contacts the Town if additional information is required
4. The Monument Company faxes the permit request to the Town. All permits must be signed by the Monument Company
5. The Town will review the permit request and determine whether all requirements are met
6. If the permit is complete, administration will fax it back with an approved signature. If it is incomplete, they will contact the Monument Company
7. Once the permit has been signed by administration, a copy of the permit will be forwarded to the Town finance department to invoice to the Monument Company
8. The Town requires 48 (forty-eight) business hour notice from of the Monument Company when they plan to perform the work of the permit at the Cemetery
9. For monument and memorial tablet installations, the Town will mark out the corners of the foundation measurements, approved on the permit, with stakes and/or orange surveyors paint. The foundation will be marked to center the monument or memorial tablet on the specified location

SPECIFIC MEMORIAL REGULATIONS

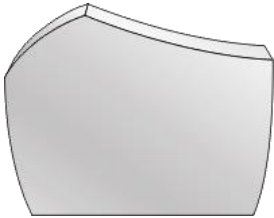
The following section contains detailed information on size and dimensions of monuments, memorial tablets and niche covers as regulated by the *Canmore Cemetery bylaw*.

Monument and Foundation Information


Monuments are of an upright type that general come in two designs: upright and pillow type monument.

UPRIGHT TYPE MONUMENTS

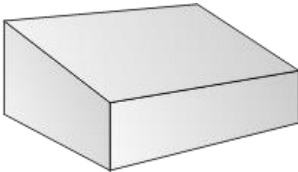
(No base or foundation shown in pictures)



(Irregular shaped)

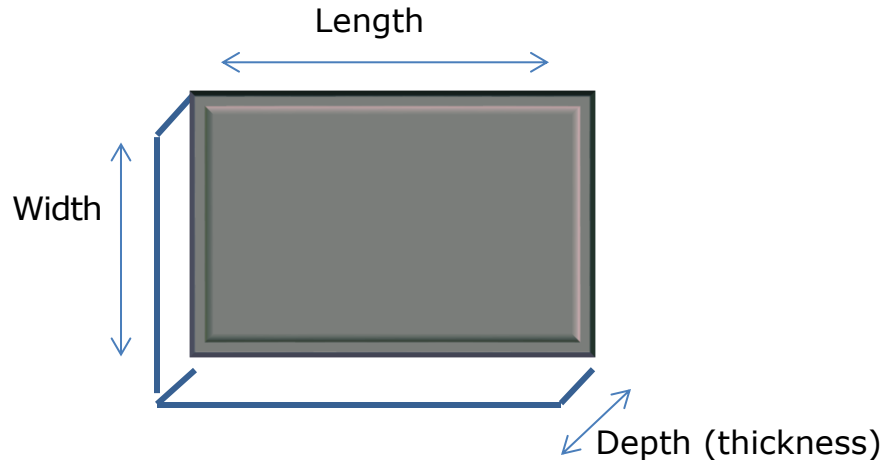


(Regular shaped)



(Pillow- high on back, low on the front)

Terminology Used For Measuring Monument / Memorial Tablets (Figure 3)



- The length measurement of a monument, memorial tablet or foundation shall mean the measurement as it would face the lot measured from left to right; the width shall mean the measurement as it would face the lot measured from the head of the lot to the foot of the lot; the depth or thickness shall mean the height from top to bottom. **(see Figure 3)**
- If a memorial tablet is mounted on top of a base, so it sits above ground, it shall be considered to be an upright monument
- All monuments require a base and then a foundation
- All concrete foundations, whether pre-cast or poured on site for the erection of monuments, shall be the sole responsibility of the Monument Company
- All foundations for monuments or memorial tablets shall be confined to the boundaries of the plot being 42" length x 24" width for a single plot and 84" length x 24" width for a double plot
- Foundations of all monuments shall extend 4" in all directions beyond the bottom base of the monument. Measurements for length, width and depth or thickness may be modified or altered for special monuments subject to approval
- Anything over 42" in length the foundation must include 10mm reinforcing steel

Single Plot Monument Measurements

- Monuments will have a maximum face area of 6 sq. ft.
- Monument shall not be less than 4"(inch) depth or thickness
- See **Table 1** for a sample of acceptable monument sizes

Table 1: Single Plot Monument, Multiple Size Samples

length x width	square in	square ft.
30" length x 18" width	= 540 sq. in	or 3.75 sq. ft.
34" length x 18" width	= 612 sq. in	or 3.25 sq. ft.
40" length x 20" width	= 800 sq. in	or 5.55 sq. ft.
38" length x 22" width	= 836 sq. in	or 5.80 sq. ft.
36" length x 24" width	= 864 sq. in	or 6.00 sq. ft. (max)

Double Plots Monument Measurements

- Monuments will have a maximum face area of 12 sq. ft.
- Monuments with a face area of 6 sq. ft. to 12 sq. ft. shall be not less than 6" in depth or thickness
- Subject to approval of a monument that exceeds 12 sq. ft. in face area shall be not less than 8" in depth or thickness. The base of a monument shall not exceed 25% of the total height of the monument
- See **Table 2** for a sample of acceptable monument sizes

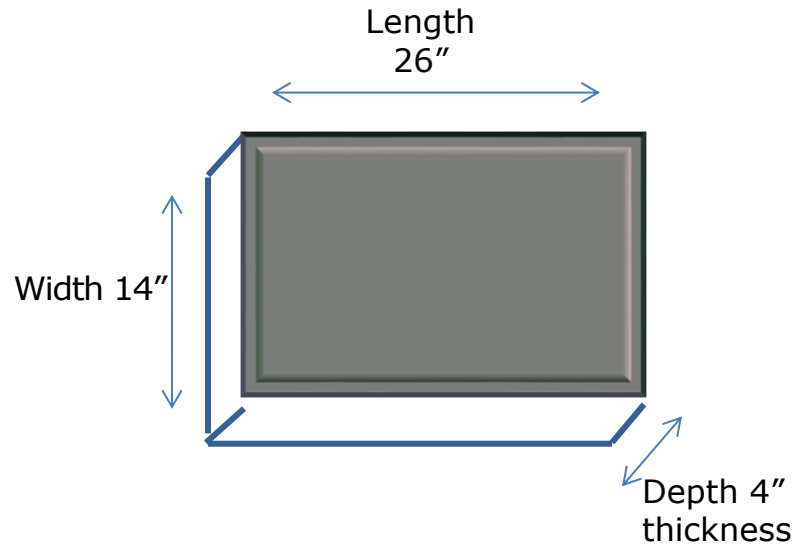
Table 2: Double Plot Monument Multiple Size Choices Samples

length x width	square in	square ft.
38" length x 18" width	= 684 sq.in.	or 4.75 sq.ft.
40" length x 20" width	= 800 sq.in.	or 5.55 sq.ft.
45" length x 20" width	= 900 sq.in.	or 6.25 sq.ft.
62" length x 20" width	= 1240 sq.in.	or 8.61 sq.ft.
72" length x 20" width	= 1440 sq.in.	or 10 sq.ft.

MEMORIAL TABLET AND FOUNDATION INFORMATION

Memorial Tablet

(Sample with no foundation shown in picture)



Memorial Tablet General Information

- Memorial tablets placed upon a plot shall be granite, marble, stone, or bronze and shall not project above the surface of the ground
- Memorial tablets shall be placed in such a manner as to maintain wherever possible a proper alignment
- The use of bronze is approved for inscription plates when attached to monuments or memorial tablets of natural stone, provided the bronze has been cast from an alloy containing not less than 85% copper and not less than 5% lead
- No other metals are approved
- Bronze inscription plates (ribbons) shall be blind mounted or mounted with tamper proof hardware
- Bronze memorial tablets shall be blind mounted or tamper proof hardware mounted on a concrete base / foundation

Single Plot Memorial Tablet Sizes

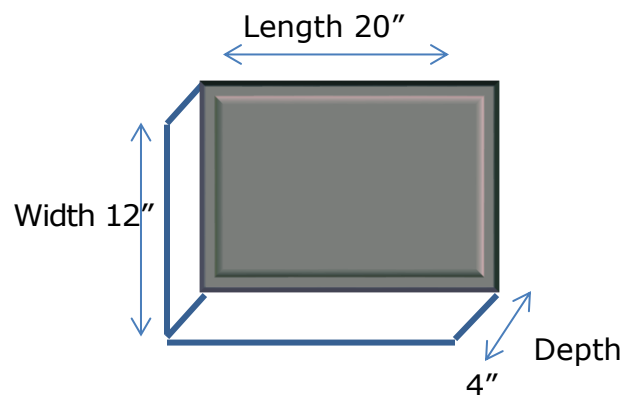
- Shall not exceed 26" length x 14" width
- Shall not be less than 4" in depth
- **For multiple burials of 4 (four) or 8 (eight) cremation interments all memorial tablets shall be no larger than 20" length x 12" width**
- Shall be properly set in concrete if required according to the specifications

Double Plot Memorial Tablet Sizes


- Shall not exceed 36" length x 14 width" (3.5 sq. ft.) and shall be in place of a monument set at the head of the plot
- Shall be not less than 4" depth
- Shall be properly set in concrete if required according to the specifications
- Anything over 42" in length must include a concrete foundation with 10mm reinforcing steel

FIELD OF HONOUR MEMORIAL TABLET

- The Memorial tablet shall be the Last Post design (grey granite)
- Size must be 20" length x 12" width and 4" depth
- Field of Honour memorial tablets do not need to be set in concrete or have a foundation



COLUMBARIUM NICHE COVER



- The Columbarium niche cover is made of black granite and is 11 $\frac{3}{4}$ " long x 11 $\frac{3}{4}$ " wide in size
- Any expense to have the niche cover engraved shall be covered by the owner of the niche
- The removal or installation of the niche cover must be done by administration
- The engraving must be done in the font of Modified Roman SR
- To avoid the cost of shipping, we highly recommend that all engravings for the niche cover be handled through our local Monument Company
- The owner may make arrangements to have the niche cover engraved just before a pre booked interment