



Request for Quotation (RFQ)

FOR Canmore Cemetery Phase 1 - Columbarium Installation

SUMMARY:

The Town of Canmore (the "Town") is seeking a contractor (the "Proponent") to supply and install a 160-niche columbarium at 1250 Steward Road in the existing Canmore Cemetery.

REFERENCE NUMBER:	7244
CLOSING DATE:	AUGUST 22, 2023
CLOSING TIME:	14:00:00 Mountain Time Zone
DATE ISSUED:	AUGUST 22, 2023
NOTE:	RESPONSES WILL NOT BE OPENED PUBLICLY

Table of Contents

1.0	INSTRUCTIONS FOR RESPONDING TO THIS REQUEST FOR QUOTATION (RFQ)	1
2.0	GENERAL CONDITIONS OF RESPONSE	3
2.1	PURPOSE OF THE REQUEST FOR QUOTATION (RFQ).....	3
2.2	SUBMISSION OF RESPONSE TO THE RFQ	3
2.3	NO COMMITMENT	4
2.4	LIMITATION OF LIABILITY	4
2.5	ACCEPTANCE OR REJECTION.....	4
2.6	QUESTIONS AND CLARIFICATIONS	5
2.7	DISCREPANCIES IN NUMBERS	5
2.8	CONFIDENTIALITY AND FREEDOM OF INFORMATION AND PROTECTION OF PRIVACY ACT	5
2.9	COST OF PREPARATION	6
2.10	OWNERSHIP OF SUBMISSIONS.....	6
2.11	CLARIFICATION FROM PROPONENTS.....	6
2.12	PROPONENT PERFORMANCE	6
2.13	FORM OF CONTRACT.....	7
2.14	NON-ASSIGNMENT	7
2.15	DEPOSITS	7
2.16	TERMS OF PAYMENT	7
2.17	INSURANCE AND WORKERS' COMPENSATION BOARD REQUIREMENTS	7
2.18	INDEMNIFICATION	8
2.19	INFORMATION SECURITY STANDARDS	8
3.0	PROJECT OVERVIEW AND SCOPE.....	9
3.1	RFQ DEFINITIONS.....	9
3.2	PROJECT DESCRIPTION/DESCRIPTION OF NEED.....	9
3.3	PROJECT SITE	9
3.4	ANTICIPATED PROJECT SCHEDULE.....	11
4.0	RESPONSE REQUIREMENTS AND EVALUATION CRITERIA.....	12
4.1	FORMAT AND OUTLINE OF RESPONSES	12
4.2	QUOTATION SUBMISSION REQUIREMENTS.....	12
4.3	EVALUATION PROCESS.....	12
4.4	CONFIDENTIALITY OF EVALUATION	13
4.5	RFQ SCHEDULE	13
5.0	SIGNATURE AND WAIVER SHEET	14
6.0	APPENDIX A – REFERENCE DOCUMENTS.....	16

1.0 INSTRUCTIONS FOR RESPONDING TO THIS REQUEST FOR

QUOTATION (RFQ)

- 1.1.1 Closing Date and Time: Quotations must be received not later than 10:00:00 hours Mountain Time Zone (Canmore local time) on Tuesday, August 22, 2023.**
- 1.1.2** Responses are to be delivered to:
Proponents shall submit their quotation to the Town of Canmore by email to the attention of Catherine Charchun at parks@canmore.ca. The quotation document is to be in PDF format only (.pdf) and all components shall be formatted and combined into one file that is attached to the email submission. Responses by facsimile will not be accepted.
- 1.1.3 RFQ Contact Person:**
For clarification or additional information, Proponents shall only contact the person listed below.

Catherine Charchun, Parks & Cemetery Coordinator
Email – parks@canmore.ca
See Section 2.0, item 2.6 below for additional information for Questions and Clarifications.
- 1.1.4** The Town of Canmore may in its sole discretion disqualify responses that do not meet the formatting and other criteria set out in Section 4.0 of this RFQ.
- 1.1.5** Responses must be in English.
- 1.1.6** Quotations shall be stated in Canadian dollars with Goods and Services Tax (GST) extra.
- 1.1.7** Each Proponent is solely responsible for ensuring that its response is received at the specified address (physical address or email address) by the specified closing date and time. Strict adherence to the closing date and time will be maintained, and unless the deadline date is extended by issue of Addendum, all responses received after this time and date will be returned unopened.

END OF SECTION 1.0

2.0 GENERAL CONDITIONS OF RESPONSE

2.1 PURPOSE OF THE REQUEST FOR QUOTATION (RFQ)

The Town of Canmore is issuing this Request for Quotation (RFQ) to select a qualified general contractor for the supply and installation of a columbarium. The Site will be prepared, and foundation will be installed by others. The site is located inside the existing Canmore Cemetery at 1250 Steward Road in Canmore, Alberta.

The Town of Canmore reserves the right to modify the terms or cancel the RFQ process at any time.

2.2 SUBMISSION OF RESPONSE TO THE RFQ

2.2.1 By submitting a response to this RFQ, each Proponent accepts its terms and conditions. In addition, by submitting its response each Proponent waives all claims, rights, demands and the benefit of any provisions of any statute, rule of law or regulation that might adversely affect the rights of the Town of Canmore under this RFQ.

2.2.2 Each Proponent shall make full disclosure of any actual or potential conflict of interest arising from any existing business or personal relationships with any of the following (each, a “Conflicted Person”): (i) any employee of the Town of Canmore; (ii) any member of the Town of Canmore Town Council (councillor); (iii) any board or committee member; (iv) any family member of any such employee, councillor or board/committee member; or (v) any business entity controlled by or otherwise not at arm’s length to any one or more of any such employee, councillor, board/committee member or family member.

Without limiting the foregoing, details should be provided of any direct or indirect pecuniary interest of any Conflicted Person in the supply of the services contemplated by this RFQ.

Disclosure of any such actual or potential conflict of interest shall be made in writing with the Proponent’s response.

2.2.3 This RFQ and any contracts subsequently entered into as a result hereof shall be governed by the laws of the Province of Alberta and the laws of Canada applicable therein. The courts of the Province of Alberta shall have exclusive jurisdiction over this RFQ, and any contracts entered into as a result hereof.

2.2.4 Quotation documents must be completed in accordance with the requirements of the RFQ documents and no amendment or change to quotations will be accepted after the closing date and time.

2.2.5 All documents submitted by Proponents in response to this RFQ are to remain the property of the Town of Canmore.

2.2.6 Quotations shall be irrevocable for sixty (60) days following the closing of the RFQ and the quotations shall be retained by the Town of Canmore.

2.2.7 Quotations shall be signed by an authorized signatory of the Proponent using the Signature and Waiver Sheet in Section 5.0. If the Proponent is an incorporated company, the corporate seal of the Proponent shall be affixed or a certified true copy of a resolution of the corporation naming the person(s) in question as authorized to sign agreements on behalf of the corporation shall be attached to the quotation.

Proponents who are sole proprietorships or partners shall sign their RFQ response in such a way as to irrevocably bind the Proponent in an authorized manner.

2.3 NO COMMITMENT

- 2.3.1** No commitment on the part of the Town of Canmore shall exist under this RFQ unless and until the Proponent receives official written confirmation from the Town of Canmore that it has been selected to complete the work.

2.4 LIMITATION OF LIABILITY

- 2.4.1** The Town of Canmore will have no liability to any person or entity for any damages, including, without limitation, direct, indirect, special or punitive damages, arising out of or otherwise relating to this RFQ, the Proponent's participation in this RFQ process or the Town of Canmore's acts or omissions in connection with the conduct of this RFQ process. This limitation applies to all possible claims by a Proponent, whether arising in contract, tort, equity, or otherwise, including, without limitation, any claim for a breach by the Town of Canmore of a duty of fairness or relating to a failure by the Town of Canmore to comply with the terms set forth in this RFQ.

2.5 ACCEPTANCE OR REJECTION

- 2.5.1** The Town of Canmore reserves the right to reject any or all responses. Without limiting the generality of the foregoing, the Town of Canmore may reject any response which it deems:

- a) is incomplete, obscure, irregular, unrealistic or noncompliant;
- b) has erasures, ambiguities, inconsistency or corrections; or
- c) fails to complete, or provide any information required by, any provision of this RFQ.

Further, a response may be rejected on the basis of the Town of Canmore's understanding of the Proponent's past record of work, its general reputation, its financial capabilities, the completion schedule or a failure to comply with any applicable law.

The purpose of the Town of Canmore is to obtain the most suitable responses to the Project and to further the interests of the Town of Canmore and what it wishes to accomplish in carrying out the Project. Therefore, the Town of Canmore has the right to waive any irregularity or insufficiency or non-compliance in any response submitted and to accept the response or responses which it deems most favourable to its interests or to reject all responses and cancel the RFQ.

In addition to any rights identified elsewhere in this RFQ, the Town of Canmore reserves the right to:

- a) reject any and all responses;
- b) add, delete or change the terms of this RFQ at any time prior to the specified closing date and time;
- c) during the evaluation period, seek clarification of any Proponent's response, including consequential amendments, or any additional information from any Proponent;
- d) accept or reject, in whole or in part, any response without giving any reason;
- e) have any documents submitted by the Proponent reviewed and evaluated by any party, including independent Consultants;
- f) cancel the RFQ process without penalty at any time for any reason; and
- g) negotiate and enter into an agreement with any Proponent notwithstanding any noncompliance by the Proponent's response with any requirement of this RFQ.

The Town of Canmore is the sole and final judge with respect to the selection of any Successful Proponent as a result of this RFQ process.

All Proponents submitting a response to this RFQ will be advised of the results of the RFQ process by email or regular mail. Please allow at least two weeks for responses to be evaluated by the Town of Canmore.

2.6 QUESTIONS AND CLARIFICATIONS

- 2.6.1** Procedural or technical questions shall be submitted in writing and should include references to a specific section and item number.
- 2.6.2** Dependent upon their nature, comments or answers will be returned via email or through an addendum should the information be applicable to all Proponents.
- 2.6.3** Amendments to this RFQ will be valid and effective only if confirmed by written addenda. Addenda may be issued during the response period. All addenda become part of the agreement and receipt must be confirmed in the Proponent's submission.
- 2.6.4** Any addenda documents will be issued by the same method that this RFQ was issued.
- 2.6.5** It is the Proponent's responsibility to clarify the interpretation of any item of this RFQ a minimum of 72 hours prior to the stated closing date and time by contacting the Town of Canmore's designate (as above).

2.7 DISCREPANCIES IN NUMBERS

- 2.7.1** In the event of a numerical discrepancy or error in a quotation, the written number will prevail.
- 2.7.2** In the event of pricing extension errors, the unit price will apply.

2.8 CONFIDENTIALITY AND FREEDOM OF INFORMATION AND PROTECTION OF PRIVACY ACT

- 2.8.1** All information including, without limitation, any technology of a proprietary or novel nature which is disclosed to a Proponent by the Town of Canmore or a third party as a representative of the Town of Canmore (which information, in addition to the confidentiality requirements hereunder, will be kept confidential by the Proponent in accordance with the terms of its disclosure by such third party) or which is otherwise obtained by the Proponent in connection with this RFQ process, other than that which is common knowledge or within the public domain, is the confidential property of the Town of Canmore and must not be disclosed by the Proponent, except to duly authorized representatives of the Town of Canmore. Such confidential information or property is not to be employed other than in connection with responding to this RFQ unless otherwise duly authorized by the Town of Canmore in writing. These confidentiality provisions will remain binding obligations on each Proponent following the conclusion of this RFQ process until the Town of Canmore reasonably determines that such confidential information referred to herein has become part of the public domain (other than by disclosure or use prohibited herein) and releases the Proponent from its confidentiality obligation. This requirement does not prohibit any Proponent from complying with an order to provide information or data issued by a court or other authority with proper jurisdiction or to act to correct or report a situation which the Proponent may reasonably believe to endanger the safety or welfare of the public.
- 2.8.2** The applicant acknowledges that any information or documents provided by it to the Town of Canmore may be released pursuant to the provisions of the *Freedom of Information and Protection of Privacy Act*. This acknowledgement shall not be construed as a waiver of any right to object to the release of any information or documents.
- 2.8.3** The Town of Canmore acknowledges that a Proponent's response may contain information in the

nature of a Proponent's trade secrets or commercial, financial, labour relations, scientific or technical information of or about a Proponent. The Town of Canmore agrees that portions of responses to this RFQ which are provided in confidence will be protected from disclosure to the extent permitted by law. The Town of Canmore is bound by the *Freedom of Information and Protection of Privacy Act* (Alberta), as amended from time to time, and all documents submitted to the Town of Canmore will be subject thereto. Each Proponent must identify appropriate parts of its response or other documents submitted to the Town of Canmore as confidential and specify what harm could reasonably be expected from its disclosure; however, the Town of Canmore may not be able to ensure that such parts will not be protected from access.

- 2.8.4** Proponents are advised that the Town of Canmore will, as necessary, be disclosing the responses on a confidential basis to its employees and advisors who have a need to know in connection with this RFQ process for, among other things, the purpose of evaluating and participating in the evaluation of the responses. It is the responsibility of each Proponent to ensure that all personal information provided to the Town of Canmore with respect to the Proponent's personnel and their experience is supplied with the informed consent of such individuals and in accordance with applicable law. By submitting any personal information each Proponent represents and warrants that it has obtained the informed consent of the individuals who are the subject of such information to its collection, use and disclosure for purposes of this RFQ response. Also, such individuals are agreeing to the use of such information as part of the RFQ evaluation process, for any audit of the procurement process and for contract management and performance purposes.

2.9 COST OF PREPARATION

- 2.9.1** Any cost incurred by the Proponent in the preparation of its response to this RFQ shall be borne solely by the Proponent.

2.10 OWNERSHIP OF SUBMISSIONS

- 2.10.1** All responses submitted to the Town of Canmore become the property of the Town of Canmore and shall not be returned. They will be received and held in confidence by the Town of Canmore, subject to the provisions of the *Freedom of Information and Protection of Privacy Act*.
- 2.10.2** Unsuccessful Proponent submissions will be kept as record for the procurement process until two years after the date of decision for the RFQ award.

2.11 CLARIFICATION FROM PROPONENTS

- 2.11.1** The Town of Canmore reserves the right to seek from any/all Proponents any further clarification it may require on responses submitted pursuant to this RFQ.

2.12 PROPONENT PERFORMANCE

- 2.12.1** The selected Proponent may be evaluated throughout the course of service delivery in connection with any specific work or projects undertaken as a result of any agreement entered into between any Proponent and the Town of Canmore. The Town of Canmore may also conduct periodic reviews/assessments of any selected Proponent, taking into consideration, in addition to specific work related to the project undertaken by the Proponent, ongoing Proponent staff qualifications, experience, training, and staff changes. Any evaluation/assessment will be shared with the Proponent, with the goal of immediate and permanent resolution where concerns have been raised. The Town of Canmore reserves the right to remove from the roster any selected Proponent who has been qualified by this RFQ process by way of written notice if, in the sole

discretion of the Town of Canmore, based on any on-going or specific evaluation or assessment of the Proponent or its performance of any work, it is deemed to be in the Town of Canmore's best interests.

2.13 FORM OF CONTRACT

2.13.1 The Town of Canmore will be issuing a Letter of Award to the Successful Proponent to deliver the work described within this RFQ.

2.14 NON-ASSIGNMENT

2.14.1 Neither the contract nor any work to be performed under the contract or any part hereof may be assigned by the Successful Proponent without the prior written consent of the Town of Canmore. Such written consent, however, shall not under any circumstances relieve the Successful Proponent of its liabilities and obligations under the Contract and the granting of such consent shall be within the sole and unfettered discretion of the Town of Canmore.

2.15 DEPOSITS

2.15.1 The Town of Canmore will consider the payment of a deposit to the Successful Proponent for the scope of work in this RFQ. Please include a payment schedule indicating the percentages and milestones as an attachment to the quotation if applicable.

2.16 TERMS OF PAYMENT

2.16.1 Invoices will be paid within 28 days from the approval date of the invoice.

2.17 INSURANCE AND WORKERS' COMPENSATION BOARD REQUIREMENTS

2.17.1 Mandatory Eligibility Requirements

As a mandatory eligibility requirement for response to this RFQ:

(a) As a mandatory eligibility requirement for response to this RFQ, the Successful Proponent shall carry insurance and Workers Compensation Board coverage as specified in the CCDC 2 (2020) contract agreement and CCDC 2 (2020) supplementary conditions. The Successful Proponent shall at all relevant times carry Workers Compensation Board coverage of either of Alberta or of another AWCBC board that will extend the required amount of coverage to cover the employee outside of their home province. Proponents shall submit their WCB number together with a letter from the appropriate department indicating there are no outstanding fees, fines, claims or debts due on the Successful Proponent's account to the Town of Canmore prior to the commencement of the work.

2.17.2 Responsibilities of Successful Proponent

(a) The Successful Proponent shall supply insurance coverage and pay all costs and expenses, including premiums relating to the insurance coverage requirements as set out herein, and shall supply the Town of Canmore with a certificate of insurance for all policies on an annual basis. Such policies will include a statement that the coverage shall not be terminated without a prior 30-day written notice to the Town of Canmore.

(b) The Successful Proponent or their insurer will notify the Town of Canmore at least

thirty (30) days prior to any change in insurer, any cancellation of the insurance policy, or any substantial change in the policy or coverage that would materially alter the coverage provided by the Successful Proponent to the Town of Canmore.

- (c) The Successful Proponent shall provide a certificate of such insurance to the Town of Canmore within five (5) days of notification of award or prior to commencing the work, whichever is sooner.

2.18 INDEMNIFICATION

- 2.18.1** The Successful Proponent agrees to indemnify and save harmless the Town of Canmore, its councillors, officers, agents, representatives, and employees, against all suits or claims, requests, legal action and liability regardless of the nature and expenses sustained from injuries or death or any damages or loss to property as a result of the usage of premises or in the execution of the Successful Proponent functions arising from this contract except to the extent of the Town of Canmore's gross negligence.
- 2.18.2** At no time will the Town of Canmore be responsible for any injury sustained by the Successful Proponent, their employees or any person on the Town of Canmore's premises, nor will the Town of Canmore be responsible for any loss, including loss of profits or damage caused to the goods of the Successful Proponent, their employees or any other person, including damage to vehicles and their contents, while these goods are on the Town of Canmore's premises or site.
- 2.18.3** The Town of Canmore shall not be liable for any incidental, indirect, special or consequential damages or any loss of use, revenue or profit of the Successful Proponent arising out of or in any way related to this RFQ or subsequent contract.

2.19 INFORMATION SECURITY STANDARDS

- 1.1.1** Successful Proponents that provide information technology or web-related services to the Town of Canmore as part of their work on the Project shall be required to comply with the Town of Canmore's Information Security Standards as updated from time to time. These standards may overlap with and are additional to the functional and requirements of the specific Project. The Town of Canmore may require Proponents to demonstrate compliance with these standards as part of the Town's review and evaluation of proposals, quotations and qualifications. If not appended hereto, it is the Proponent's responsibility to request the Information Security Standards and access their ability to comply as part of responding to this request.

END OF SECTION 2.0

3.0 PROJECT OVERVIEW AND SCOPE

3.1 RFQ DEFINITIONS

Owner	the Town of Canmore
Project	Canmore Cemetery Columbaria Installation
Proponent	a firm, individual or company who or which intends to submit or submits a quotation pursuant to this RFQ.
Quotation	a submission to the Town of Canmore in response to this RFQ.
Successful Proponent	a firm, individual or company with whom the Town of Canmore may decide to initially discuss contract arrangements based upon acceptance of the Proponent's quotation.
Service Provider	the Successful Proponent to whom the Town of Canmore issues a letter of award and contract for the supply and installation of a columbaria

3.2 PROJECT DESCRIPTION/DESCRIPTION OF NEED

3.2.1 BACKGROUND

The project intent is the installation of a new Columbaria for the Canmore Cemetery. This project is in response to an anticipated need for a full build-out plan, as the approximately 4 remaining columbaria niches are likely to be occupied by the end of 2023 and the approximately 120 remaining ground plots are likely to be occupied by 2034. Land for expansion is limited; therefore, a space-efficient design using columbaria and ashes scattering grounds is required.

Originally, there was an additional parcel of Town land earmarked for cemetery expansion (2028 - 2030). However, this land was recently redesignated for the development of a new fire hall. As a result, future cemetery build-out will be limited to 2040sq. m of unused land within the cemetery and directly adjacent to the cemetery. A previous conceptual layout for unused land within the cemetery indicated that it could only accommodate a limited number of additional ground plots (156 total).

Instead of moving forward with ground plot design, the Town has deemed it beneficial to develop the space into multiple columbaria and an ashes scattering ground, as a means to maximize the cemetery's capacity, provide an affordable memorialization option (ash scattering), and make economical use of the Town's funding (lower capital cost per interment).

The initial planning phase included site investigation, conceptual design, costing, phasing and report writing. The detailed design phase included detailed design, and tender support. The anticipated scope of Phase 1 implementation will include drainage and grading improvements, a new columbarium, landscape improvements, irrigation expansion design, and demolition of an old maintenance shed.

3.3 PROJECT SITE

3.3.1 The existing Canmore Cemetery is located at 1250 Steward Drive, off Palliser Trail between Benchland Trails and Silvertip Trail. The existing cemetery site consists of:

- A historical cemetery area (not in use), which dates to the early 1800's, complete with public

walking trails

- Ten sections of ground burial plots, including two veteran-designated “Fields of Honour” sections.
- A 180-niche granite columbarium (approximately 15 niche unoccupied), which was constructed in 2008. The current columbarium has existing foundation and drainage issues because it was installed too low and/or has settled over time.
- An asphalt loop access road • A maintenance shed (to be demolished) • An existing water wellhead (abandoned but to be moved)
- Landscaping with turf, mature trees, and ornamental shrub plantings, throughout the site.
- Landscape irrigation system
- Existing portable outhouse (porta-potty) The proposed project area is comprised of one of the three areas of land (see Appendix A for map):
 - Area 3 is within the developed area of the cemetery and contains the existing maintenance and operations area, including the existing maintenance shed that will be replaced in Phase 1 construction

3.3.2 GENERAL SCOPE OF WORK

The Town is seeking a qualified general contractor to supply and install 160 niche columbaria. The design of the Phase 1 has been completed by Lees & Associates and detailed design drawings will be provided. Preparation of the foundation, installation of the irrigation system and landscaping is provided by others.

3.3.3 DUTIES, RESPONSIBILITIES AND DELIVERABLES

1. Obtain required Town of Canmore Business License
2. Contact Alberta OneCall as required.
3. Attend a pre-construction meeting with Consultant and Town
4. Attend weekly onsite construction meetings with Town and Consultant for the duration of the construction period.
5. Participate and correct any issues that arise from quality control reviews of in-progress and completed construction work.
6. Supply and install 1 (160 niche) granite columbarium as per IFC drawings
7. Assist the Consultant in providing access to the site for monitoring and documenting construction progress.
8. Coordinate with Town of Canmore Parks & Cemetery o Submittal of schedules of work and timely updates. Disruptions to the cemetery users shall be minimized and work must stop during an interment provided that 5 business day notice is provided. Interments take place at 11:00AM or 1:00PM
 - i. Parking and road closures are to be minimized and coordinated with the Owner.
 - ii. Daily check in via email to parks@canmore.ca throughout the duration of the construction.
9. Attend Construction Completion Certificate (CCC) and Final Acceptance Certification (FAC) inspections.
10. Submit warranty and O&M manuals.
11. Submit red-lined drawings to the Consultant for preparation of as-built drawings by the Consultant.
12. Meet or exceed minimum warranty levels.

3.3.4 OPTIONS OR EXTENSIONS
None identified.

- 3.3.5 SERVICES NOT INCLUDED**
- Building Permit Fees (not applicable)
 - Town of Canmore Business License Fees (by owner)

3.4 ANTICIPATED PROJECT SCHEDULE

The following preliminary schedule has been developed for this project. The successful Proponent shall develop the final project schedule in coordination with the Owner.

- June 30, 2023 - Issue Notice of Award to Successful Proponent
- October 3, 2023 – Columbarium installed
- October 3, 2025 – Warranty period

**Open to alternate schedule pending material availability and weather. Completion by October 3, 2023 is preferred. Warranty period start date is from when the Construction Completion Certificate is signed.

END OF SECTION 3.0

4.0 RESPONSE REQUIREMENTS AND EVALUATION CRITERIA

4.1 FORMAT AND OUTLINE OF RESPONSES

Electronic RFQ responses are to be on 8.5” x 11” size pages in PDF (.pdf) format only and all components shall be formatted and combined into one file that is inserted into the email submission.

Responses to each section shall be marked with the corresponding letter and number (e.g. A1, A2, etc.).

4.2 QUOTATION SUBMISSION REQUIREMENTS

Proponents are requested to submit a quotation containing the following:

4.2.1 Mandatory Requirements:

- 4.2.1.1 Signed signature and waiver sheet.
- 4.2.1.2 Signed addendum (addenda) if applicable.
- 4.2.1.3 Insurance Requirements: Provide evidence from your insurance company confirming your ability to secure insurance as described in Section 2.17.
- 4.2.1.4 WCB Requirements: Provide evidence of WCB coverage as described in Section 2.17.

4.2.2 Quotation: Quotation is to be provided on the standard quotation template from the Proponent company.

4.2.3 Proponent Profile and Past Projects

- 4.2.3.1 Provide a summary of firm’s corporate profile.
- 4.2.3.2 Provide a list of your companies past projects that include similar scope of work and provide a minimum of three (3) references to contact. Specify if sub-contractors will be engaged and whom.

4.2.4 Proposed Construction Schedule

4.2.4.1 Submit a detailed schedule and work plan including, but not limited to:

- site preparation
- columbaria
- duration and timing of activities that could disrupt regular operations at the Canmore Cemetery including dates and times where interments should not take place

4.3 EVALUATION PROCESS

4.3.1 Selection of the Successful Proponent pursuant to this RFQ will be made on the basis of the Proponent meeting mandatory requirement, the value of their quotation, additional information requested and other factors germane to the Town of Canmore. The responses shall be evaluated based on the matrix shown below.



Evaluation Criteria	Evaluation
Mandatory Requirements	Pass / Fail
Quotation	50%
Proponent Profile and Past Projects	25%
Proposed Construction Schedule	25%

4.3.2 A submission will first be reviewed for compliance with the mandatory requirements of this RFQ as listed above. A submission not complying with the criteria may be considered non-compliant and not receive further consideration.

4.4 CONFIDENTIALITY OF EVALUATION

4.4.1 Evaluation scores and rankings are confidential, and apart from identifying the top-ranked Proponent, no details of the submission, score or ranking of any Proponent will be released to any Proponent.

4.5 RFQ SCHEDULE

The following schedule has been established for this RFQ:

- RFQ issued on Town of Canmore website/Alberta Purchasing Connection August 11, 2023
- Last day to submit questions to Town of Canmore designate August 17, 2023
- Last day for Town of Canmore to issue final addendum August 17, 2023
- RFQ closing date August 22, 2023
- Letter of award to be issued to Successful Proponent August 31, 2023
- Issue contract/purchase order to Successful Proponent August 31, 2023

END OF SECTION 4.0

5.0 SIGNATURE AND WAIVER SHEET

1. The Proponent hereby acknowledges that prior to submitting a RFQ response for this project, the Proponent has obtained from the Town of Canmore and thoroughly reviewed in order to be familiar with and certain as to all of the Terms and Conditions set out in the RFQ documents and all amendments thereto which are incorporated by reference into the above-cited RFQ as follows:
 - a) Affidavit of Execution; and
 - b) Affidavit of Corporate Signing Authority.

The referenced documents may be viewed at The Town's website (<https://canmore.ca/business/find-a-form>).

- a) The Proponent acknowledges the documents incorporated by reference as indicated in paragraph 1 above.
 - b) The Proponent further acknowledges that, unless otherwise agreed by both parties and confirmed in writing, it is subject to and bound by each provision included in each document incorporated by reference to the same extent that it would be if each such provision were set out and included with the hard copy of the Contract Documents.
 - c) The Proponent further acknowledges and confirms that either:
 - i. It has read and understood each provision included in each document incorporated by reference; or
 - ii. By signing this Signature and Waiver Sheet it waives any and all rights to claim or argue that it was not aware of any provision of any document incorporated by reference.
2. The terms of this document are severable from one another, and the invalidity of any one or more paragraphs in this document, will not affect the validity of the other paragraphs.
 3. The Proponent hereby acknowledges it has thoroughly reviewed and understood all the terms and conditions of the RFQ which include those contained in the Instructions for Submitting a Response to this Request for Quotation, General Conditions of Response, all documents included by reference as set out in Paragraph 1, all drawings and specifications as may be listed in the Table of Contents and Appendix A (together the "Terms and Conditions").
 4. By signing this sheet, I confirm I have the full authority to represent the Proponent in all matters relating to the RFQ, and I confirm that the Proponent agrees to be bound by all the Terms and Conditions.



Name of Business Entity	
Complete Address:	
Phone	Mobile Phone
Fax	Email
Website	
Proponent Signature	Affix Corporate Seal:
Title	
Printed Name	
Date	

Note: A seal is a preferred element of the signing of a submission. However, if the corporation or other legal entity making the submission does not have a seal or if it is not available, the corporation or entity should provide reasonable documentation to confirm the printed name and position of the person or persons signing, as well as to confirm that such person or persons signing on behalf of the entity has or have authority to bind the entity. Affidavits of authority and execution will normally constitute reasonable confirming documentation. Forms for each of these affidavits can be found at (<http://canmore.ca/business/find-a-form>). Without limiting the preceding paragraph but for further clarity, if the corporation or other legal entity does not have a seal or if it is not available:

- For a corporation or other business association, the printed name and position of the person or persons signing together with an affidavit of execution and an affidavit of authority should be completed and submitted,
- For an individual or sole proprietorship, the printed name and position of the person signing together with an affidavit of execution should be completed and submitted.

6.0 APPENDIX A – REFERENCE DOCUMENTS

1. Site Map (1 page)
2. Canmore Cemetery Final Design and New Columbarium Issued for Tender Drawings (14 pages)





















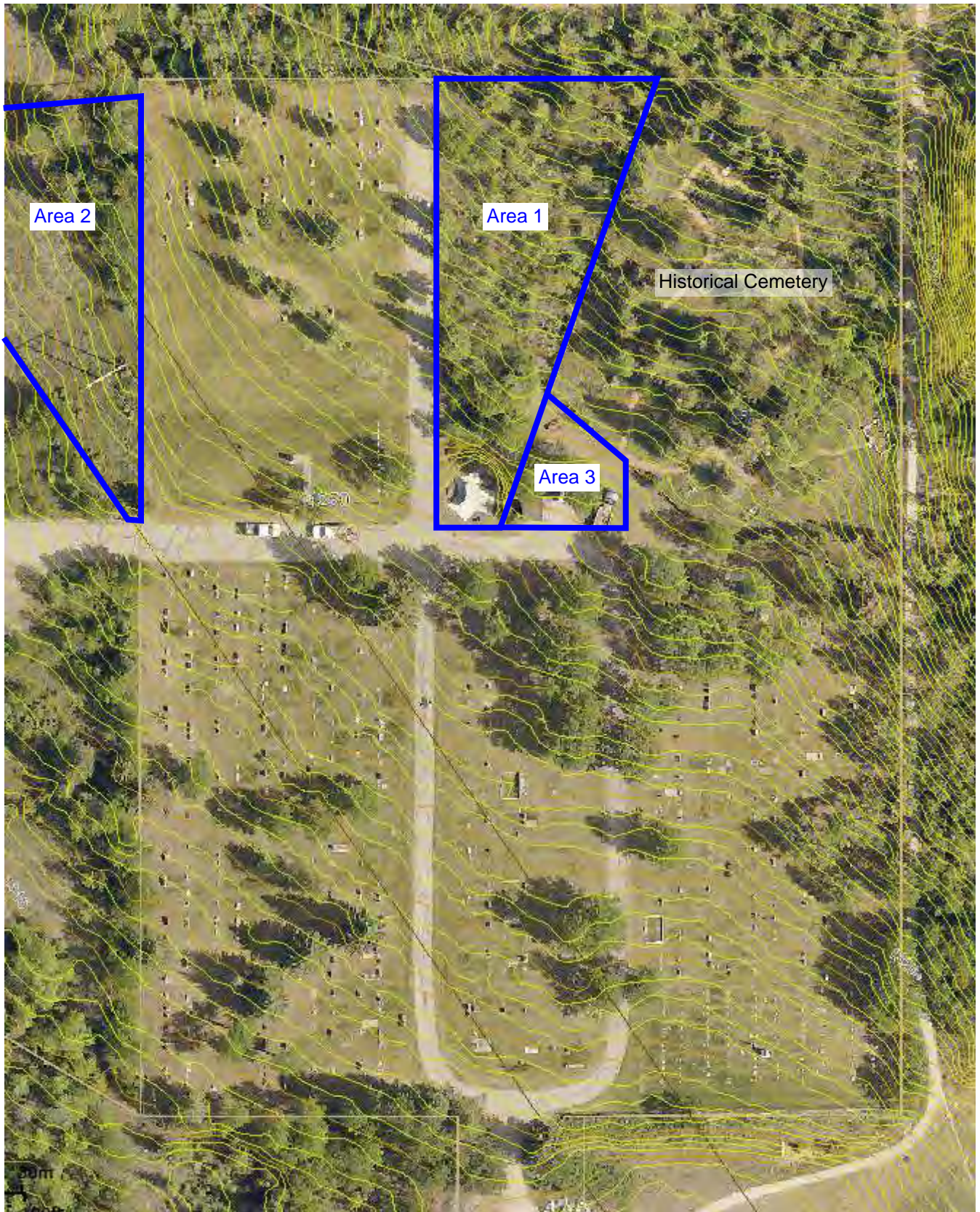












CANMORE CEMETERY - FINAL DESIGN AND NEW COLUMBARIUM

ISSUED FOR TENDER

COPYRIGHT RESERVED
... payment of all outstanding invoices, ownership of the final versions of D... including and designs D... created by EC... will be transferred to the C... At all times EC... will retain copyright to all D... which cannot be used or reproduced without EC... written consent. C... shall verify and be responsible for all dimensions and conditions on the job. T... office shall be informed of any discrepancies



1 CONTEXT PLAN
SCALE: 1:500

LANDSCAPE DRAWING LIST

Drawing # Drawing Title

- L0.0 COVER SHEET
- L1.0 EXISTING CONDITIONS
- L2.0 DEMOLITIONS + REMOVAL PLAN
- L3.0 SITE + MATERIALS PLAN
- L4.0 LAYOUT PLAN
- L5.0 PLANTING PLAN
- L6.0 DETAILS- PLANTING
- L7.0 DETAILS- SURFACES
- L7.1 DETAILS- BOULDER RETAINING WALL
- L7.2 DETAILS- COLUMBARIA
- L7.3 DETAILS- FURNISHINGS
- L8.0 IRRIGATION PLAN
- L8.1 DETAILS- IRRIGATION
- L8.2 DETAILS- IRRIGATION

CIVIL DRAWING LIST

DRAWING #	DRAWING TITLE
C-100	SURFACE WORKS AND GRADING PLAN - CREMATION GARDEN

STRUCTURAL DRAWING LIST

S-100	GENERAL NOTES AND COLUMBARIUM FDN DETAILS
-------	---

NOTES:

GENERAL WORKMANSHIP

1. CONTRACTOR TO CONFIRM ALL UTILITY SERVICES BEFORE PROCEEDING WITH ANY WORK. CONTRACTOR SHALL INDEPENDENTLY VERIFY UTILITY LOCATIONS, SIZE AND TYPE.
2. NOTIFY THE OWNER'S REPRESENTATIVE OF ANY DISCREPANCIES. OBTAIN WRITTEN APPROVAL FROM THE OWNER'S REPRESENTATIVE PRIOR TO COMMENCING WORK.
3. COLLECT AND DISPOSE OF ALL DEBRIS AND/OR EXCESS MATERIAL FROM LANDSCAPE OPERATIONS. KEEP SURFACES CLEAN AND REPAIR ANY DAMAGE RESULTING FROM LANDSCAPE WORK. ALL REPAIR COSTS ARE THE CONTRACTORS' RESPONSIBILITY.
4. CONFIRM WITH THE OWNER'S REPRESENTATIVE PRIOR TO COMMENCING WORK TO CONFIRM WHEN SITE INSPECTION VISITS WILL BE CARRIED OUT.
5. CONTRACTOR SHOULD BE FAMILIAR WITH THE CANMORE ENGINEERING DESIGN AND CONSTRUCTION GUIDELINES. CONTRACTOR TO REFERENCE THE CANMORE ENGINEERING DESIGN AND CONSTRUCTION GUIDELINES FOR THE FOLLOWING:
 - A. WARRANTY PERIOD AND MAINTENANCE REQUIREMENTS
 - B. CONSTRUCTION MANAGEMENT
 - C. SITE PREPARATION, GRADING, TOPSOIL, SEEDING AND SODDING
 - D. PLANT MATERIAL
 - E. IRRIGATION SYSTEMS
6. NO FOOD WASTE ALLOWED IN DUMPSTERS. BEAR PROOF CONTAINERS SUPPLIED BY TOWN MUST BE USED.

RESPECTFUL BEHAVIOR

1. CONTRACTORS AND THEIR STAFF, SUPPLIERS AND SUBTRADES MUST BE AWARE THAT THEY ARE WORKING WITHIN A FUNCTIONING CEMETERY AND THAT VISITATIONS MAY BE TAKING PLACE DURING THE COURSE OF CONSTRUCTION AT THE SITE. RESPECTFUL BEHAVIOR IS EXPECTED AT ALL TIME. CONSTRUCTION ACTIVITIES MUST NOT IMPEDE VEHICLE OR PEDESTRIAN MOVEMENT DURING GRAVE VISITATIONS.
2. CONTRACTOR STOP ALL WORK WHEN AN INTERMENT IS IN PROGRESS FOR "RESPECTFUL MOURNING". TOWN TO GIVE A MINIMUM OF 72 HOURS NOTICE.

Revisions

No.	Date	Status	By
1	OCT. 21, 2022	ISSUED FOR 50% REVIEW	LB
2	DEC. 9, 2022	ISSUED FOR 90% REVIEW	LB
3	MAR. 24, 2023	ISSUED FOR TENDER	LB
4	MAY 12, 2023	ISSUED FOR TENDER - UPDATE	LB

ISSUED FOR TENDER
NOT FOR CONSTRUCTION



Project
CANMORE CEMETERY FINAL DESIGN AND NEW COLUMBARIUM




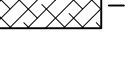




Drawing Title
COVER SHEET AND DRAWING LIST

Date OCTOBER, 2022	ELAC Project No. 21-816
Scale (On 22 x 34 Inch Sheet) As Noted	Drawing No. L0.0
Drawn By LB	
Checked HR	

COPYRIGHT RESERVED
 After payment of all outstanding invoices, ownership of the final versions of D including and designs D created by EC will be transferred to the C. At all times EC will retain copyright to all D which cannot be used or reproduced without EC written consent. C shall verify and be responsible for all dimensions and conditions on the job. T office shall be informed of any discrepancies

Revisions

No.	Date	Status	By
1	OCT. 21, 2022	ISSUED FOR 50% REVIEW	LB
2	DEC. 9, 2022	ISSUED FOR 90% REVIEW	LB
3	MAR. 24, 2023	ISSUED FOR TENDER	LB
4	MAY 12, 2023	ISSUED FOR TENDER - UPDATE	LB

- EXISTING CONDITIONS LEGEND**
- - - - LIMIT OF WORK
 -  - CONIFEROUS TREE
 -  - DECIDUOUS TREE
 -  - PLANTING
 -  - BOULDER RETAINING WALL
 -  - RUNDLE STONE MULCH
 -  - CIP CONCRETE
 -  - FLAGSTONE PAVING
 -  - BENCH

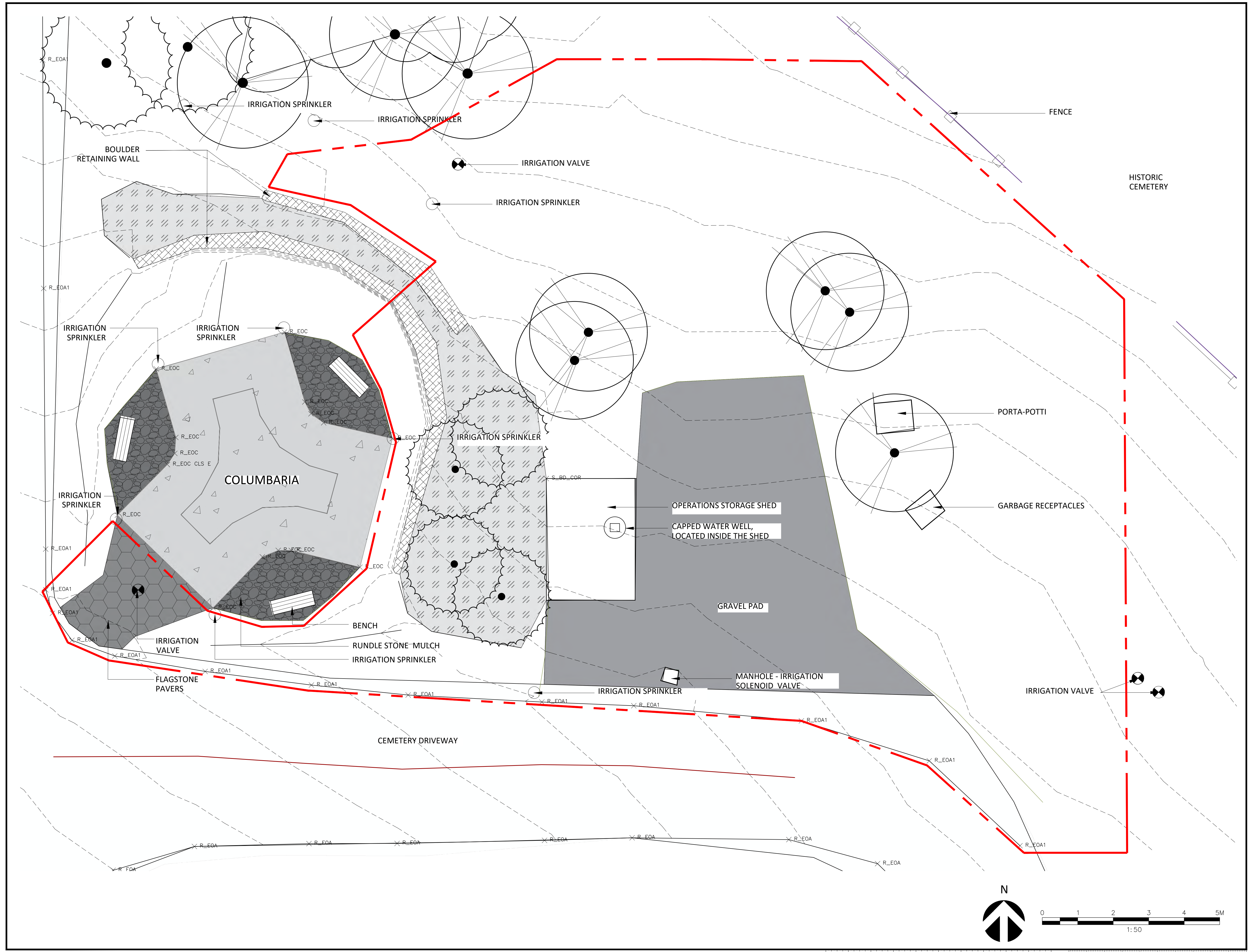
ISSUED FOR TENDER
 NOT FOR CONSTRUCTION



Project
CANMORE CEMETERY FINAL DESIGN AND NEW COLUMBARIUM

Drawing Title
EXISTING CONDITIONS

Date OCTOBER, 2022	ELAC Project No. 21-816
Scale (On 22 x 34 Inch Sheet) As Noted	Drawing No. L1.0
Drawn By LB	
Checked HR	



Revisions

No.	Date	Status	By
1	OCT. 21, 2022	ISSUED FOR 50% REVIEW	LB
2	DEC. 9, 2022	ISSUED FOR 90% REVIEW	LB
3	MAR. 24, 2023	ISSUED FOR TENDER	LB
4	MAY 12, 2023	ISSUED FOR TENDER - UPDATE	LB

LEGEND

- LIMIT OF WORK
- EXTENT OF EXISTING WORK TO BE RETAINED
- AREA TO BE CLEARED
- TREE PROTECTION FENCING
- TREE TO REMAIN
- X
 TREE TO BE REMOVED
- +
 TREE TO BE RELOCATED BY TOWN
- RETAINING WALL TO BE REMAIN
- RETAINING WALL TO BE REMOVED

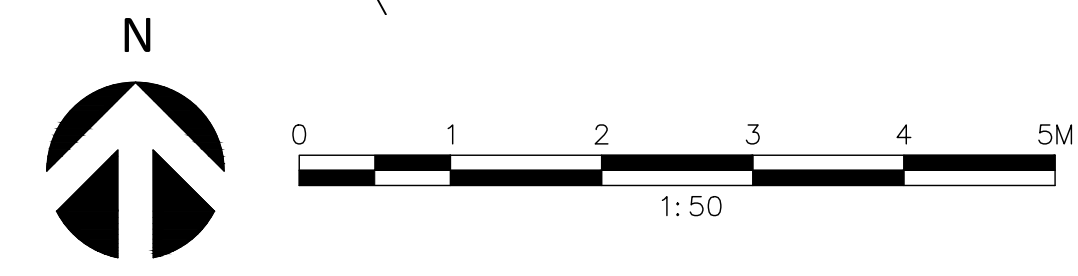
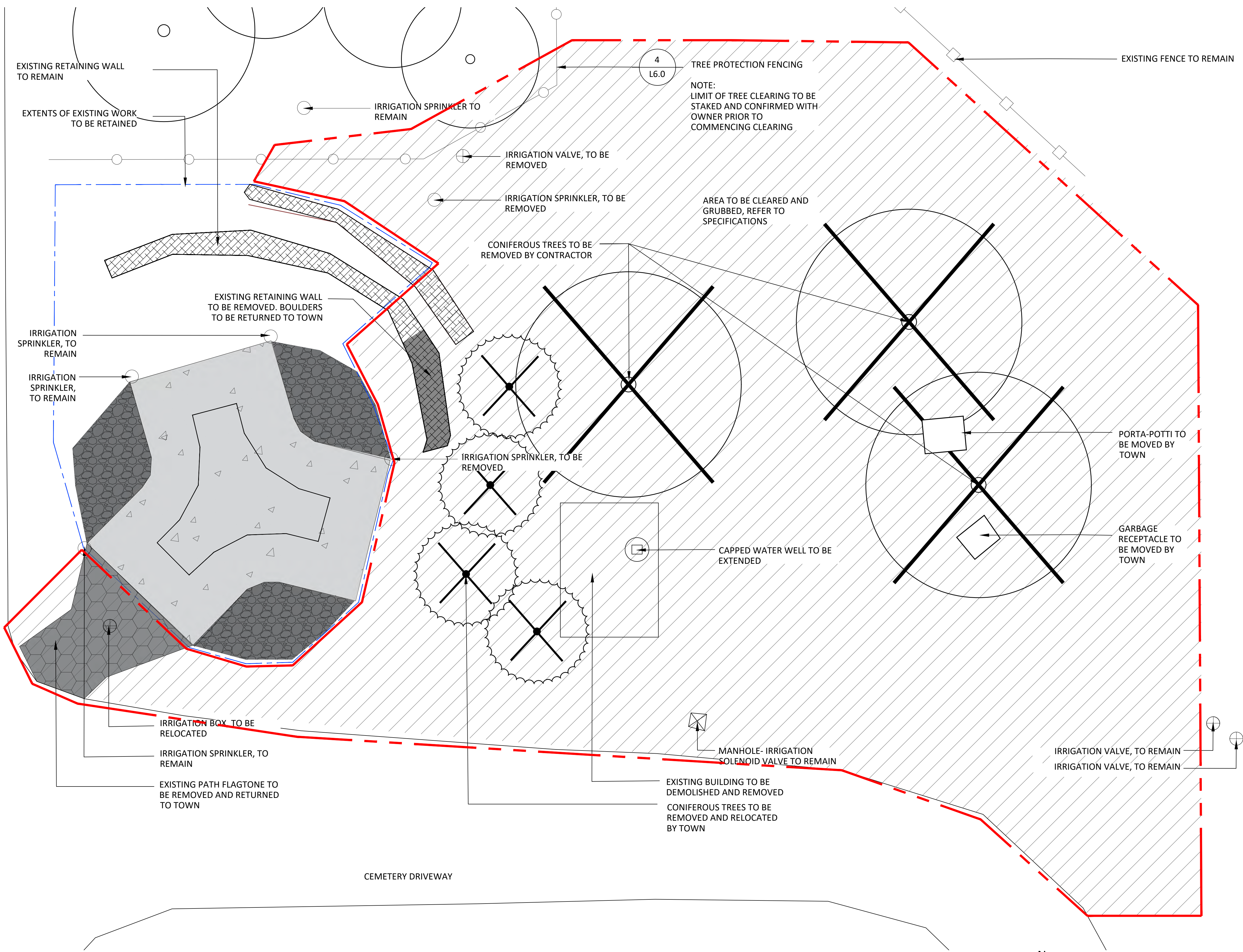
ISSUED FOR TENDER
NOT FOR CONSTRUCTION



Project
CANMORE CEMETERY FINAL DESIGN AND NEW COLUMBARIUM

Drawing Title
DEMOLITIONS AND REMOVALS PLAN

Date OCTOBER, 2022	ELAC Project No. 21-816
Scale (On 22 x 34 Inch Sheet) As Noted	Drawing No. L2.0
Drawn By LB	Checked HR



COPYRIGHT RESERVED
 After payment of all outstanding invoices, ownership of the final versions of D and designs D created by EC will be transferred to the C. At all times EC will retain copyright to all D which cannot be used or reproduced without EC written consent. C shall verify and be responsible for all dimensions and conditions on the job. T office shall be informed of any discrepancies

Revisions			
No.	Date	Status	By
1	OCT. 21, 2022	ISSUED FOR 50% REVIEW	LB
2	DEC. 9, 2022	ISSUED FOR 90% REVIEW	LB
3	MAR. 24, 2023	ISSUED FOR TENDER	LB
4	MAY 12, 2023	ISSUED FOR TENDER - UPDATE	LB

LEGEND

EXISTING

- LIMIT OF WORK
- CONIFEROUS TREE
- DECIDUOUS TREE
- PLANTING
- BOULDER RETAINING WALL
- RUNDLE STONE MULCH
- CIP CONCRETE
- FLAGSTONE PAVING
- BENCH
- FENCE

PROPOSED

- DECIDUOUS TREE
- BOULDER RETAINING WALL
- BOULDER SEATING
- BENCH
- CIP CONCRETE SURFACING
- PLANTING BED
- LAWN

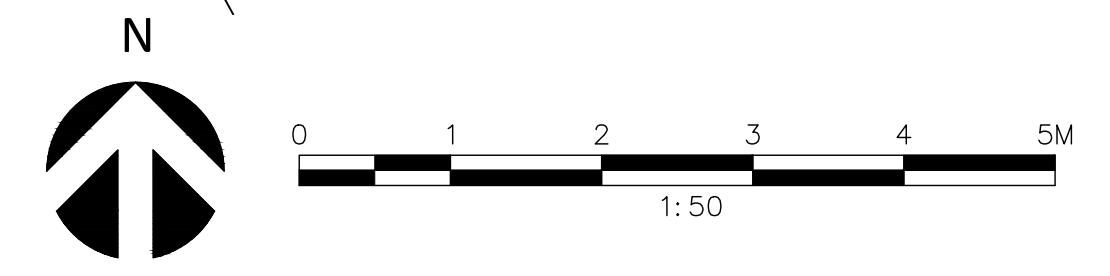
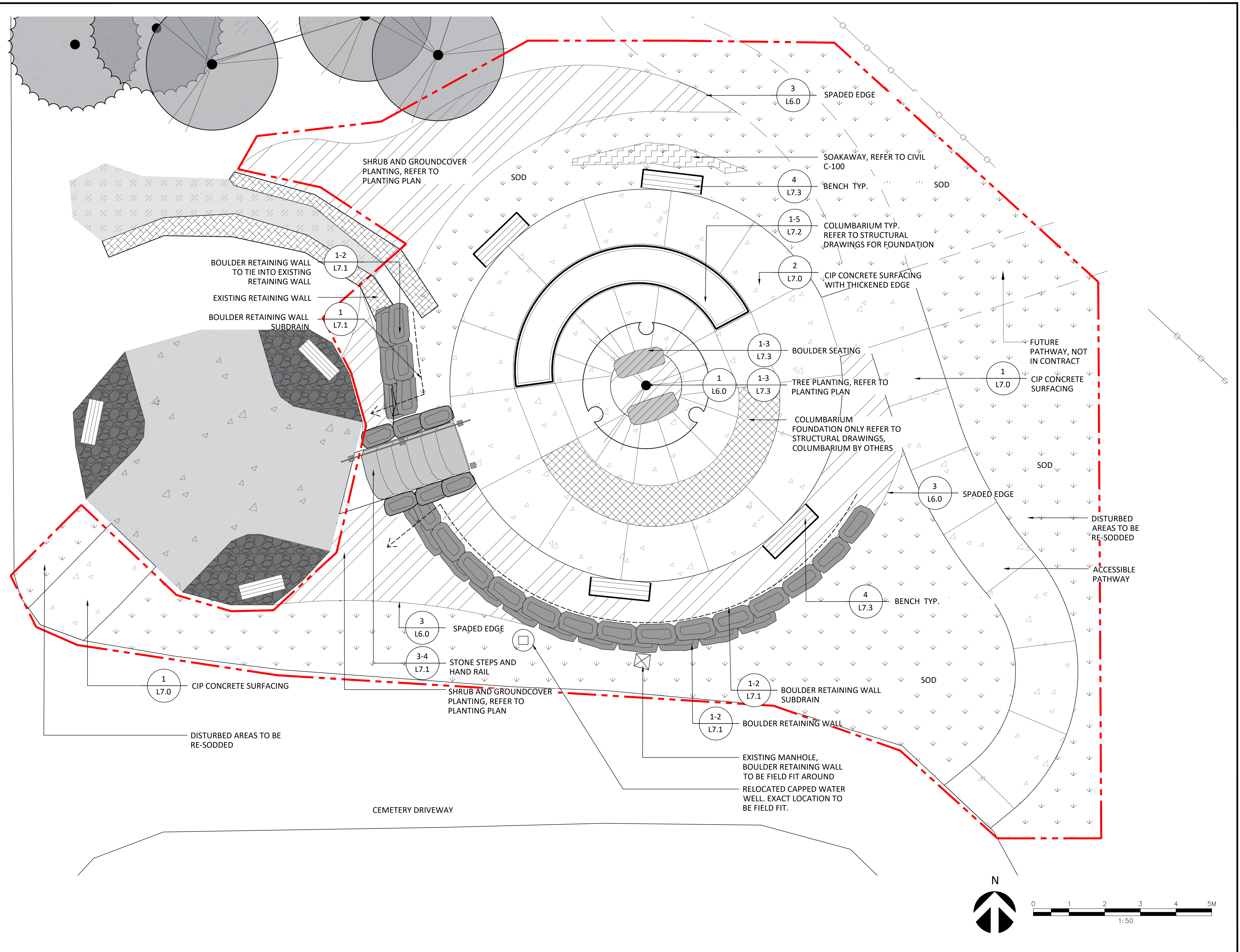
ISSUED FOR TENDER
 NOT FOR CONSTRUCTION



Client
 Project
CANMORE CEMETERY FINAL DESIGN AND NEW COLUMBARIUM

Drawing Title
SITE + MATERIALS PLAN

Date OCTOBER, 2022	ELAC Project No. 21-816
Scale (On 22 x 34 Inch Sheet) As Noted	Drawing No. L3.0
Drawn By LB	
Checked HR	



COPYRIGHT RESERVED
 After payment of all outstanding invoices, ownership of the final versions of D including and designs D created by EC will be transferred to the C. At all times EC will retain copyright to all D which cannot be used or reproduced without EC written consent. C shall verify and be responsible for all dimensions and conditions on the job. T office shall be informed of any discrepancies

Revisions

No.	Date	Status	By
1	OCT. 21, 2022	ISSUED FOR 50% REVIEW	LB
2	DEC. 9, 2022	ISSUED FOR 90% REVIEW	LB
3	MAR. 24, 2023	ISSUED FOR TENDER	LB
4	MAY 12, 2023	ISSUED FOR TENDER - UPDATE	LB

LEGEND

EXISTING

- LIMIT OF WORK
- CONIFEROUS TREE
- DECIDUOUS TREE
- PLANTING
- BOULDER RETAINING WALL
- RUNDLE STONE MULCH
- CIP CONCRETE
- FLAGSTONE PAVING
- BENCH
- FENCE

PROPOSED

- DECIDUOUS TREE
- BOULDER RETAINING WALL
- BOULDER SEATING
- BENCH
- CIP CONCRETE SURFACING
- PLANTING BED

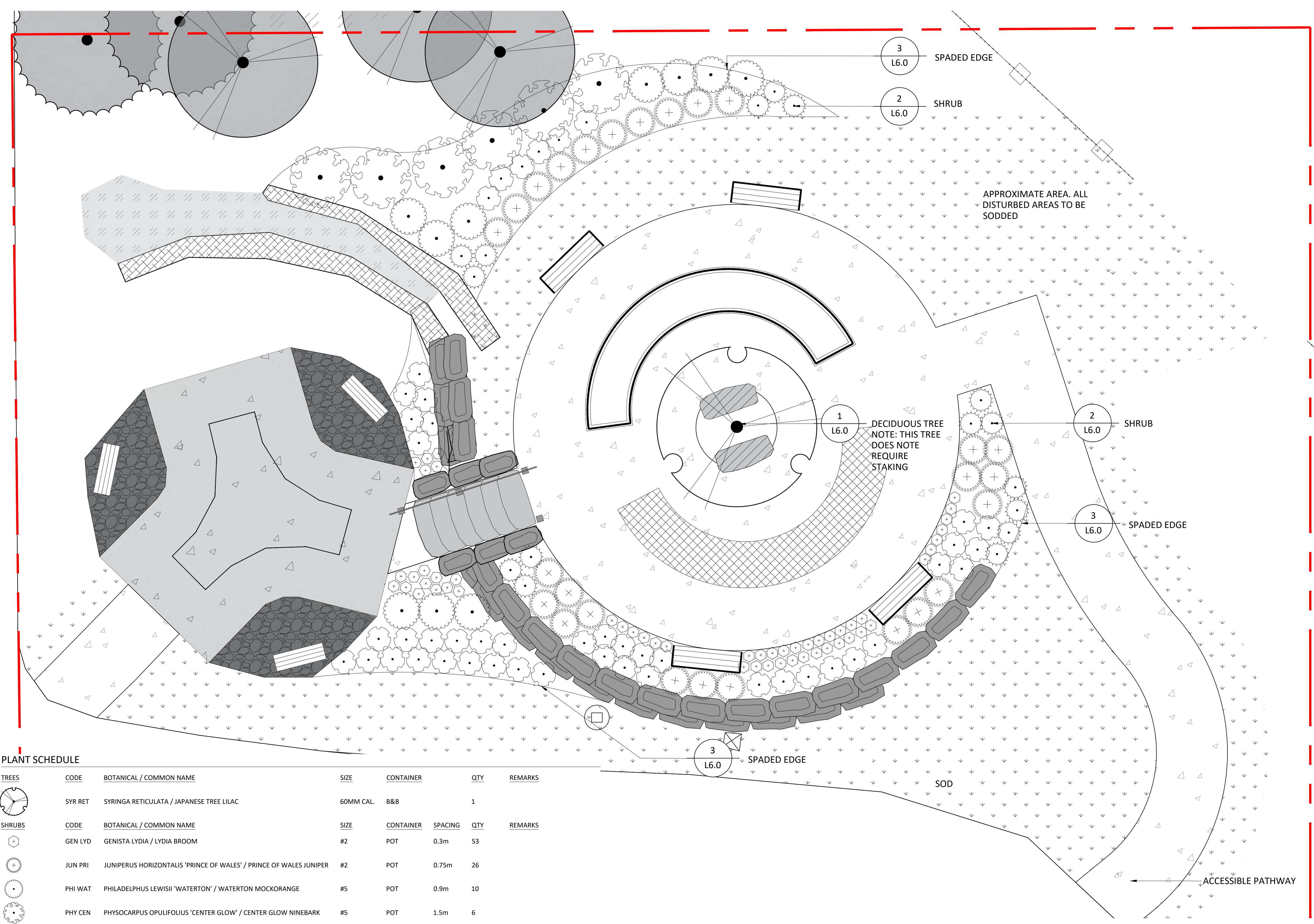
ISSUED FOR TENDER
 NOT FOR CONSTRUCTION



Project
CANMORE CEMETERY FINAL DESIGN AND NEW COLUMBARIUM

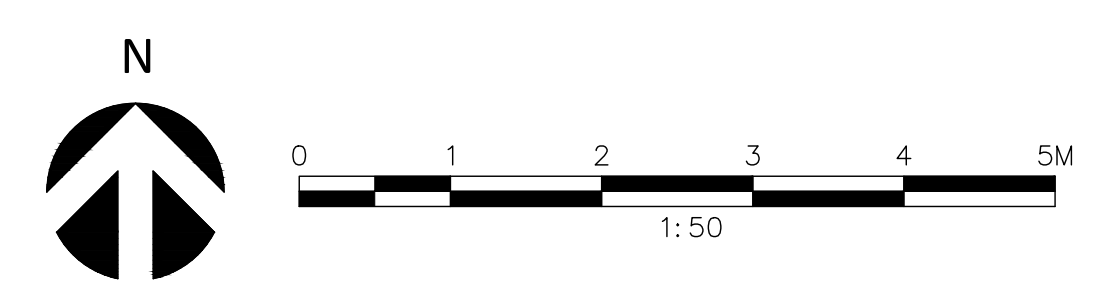
Drawing Title
PLANTING PLAN

Date OCTOBER, 2022	ELAC Project No. 21-816
Scale (On 22 x 34 Inch Sheet) As Noted	Drawing No. L5.0
Drawn By LB	
Checked HR	



PLANT SCHEDULE

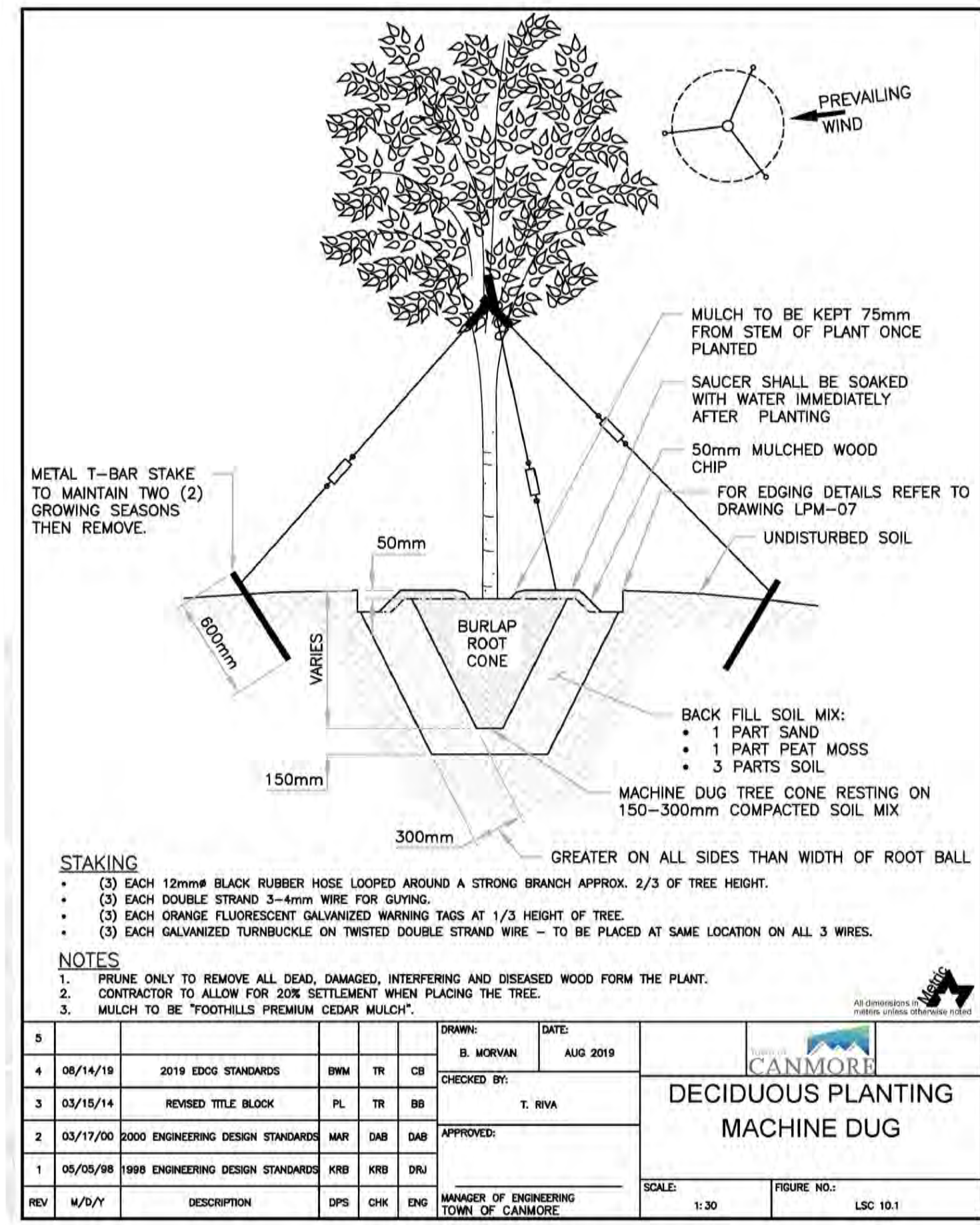
TREES	CODE	BOTANICAL / COMMON NAME	SIZE	CONTAINER	QTY	REMARKS	
	SYR RET	SYRINGA RETICULATA / JAPANESE TREE LILAC	60MM CAL.	B&B	1		
SHRUBS	CODE	BOTANICAL / COMMON NAME	SIZE	CONTAINER	SPACING	QTY	REMARKS
	GEN LYD	GENISTA LYDIA / LYDIA BROOM	#2	POT	0.3m	53	
	JUN PRI	JUNIPERUS HORIZONTALIS 'PRINCE OF WALES' / PRINCE OF WALES JUNIPER	#2	POT	0.75m	26	
	PHI WAT	PHILADELPHUS LEWISII 'WATERTON' / WATERTON MOCKORANGE	#5	POT	0.9m	10	
	PHY CEN	PHYSOCARPUS OPULIFOLIUS 'CENTER GLOW' / CENTER GLOW NINEBARK	#5	POT	1.5m	6	
	PIN PU2	PINUS MUGO PUMILIO / DWARF MUGO PINE	#2	POT	0.6m	16	
	POT FAN	POTENTILLA FRUTICOSA MANGO TANGO / MANGO TANGO POTENTILLA	#2	POT	0.6m	47	
GROUND COVERS	CODE	BOTANICAL / COMMON NAME	SIZE	CONTAINER	SPACING	QTY	REMARKS
	TUR SOD	TURF SOD	SOD			150.9 m ²	APPOX. AREA DISTURBED. SPECS AS PER TOWN OF CANMORE PLANTING STANDARDS



COPYRIGHT RESERVED
 After payment of all outstanding invoices, ownership of the final versions of D including and designs D created by EC will be transferred to the C. At all times EC will retain copyright to all D which cannot be used or reproduced without EC written consent. C shall verify and be responsible for all dimensions and conditions on the job. T office shall be informed of any discrepancies

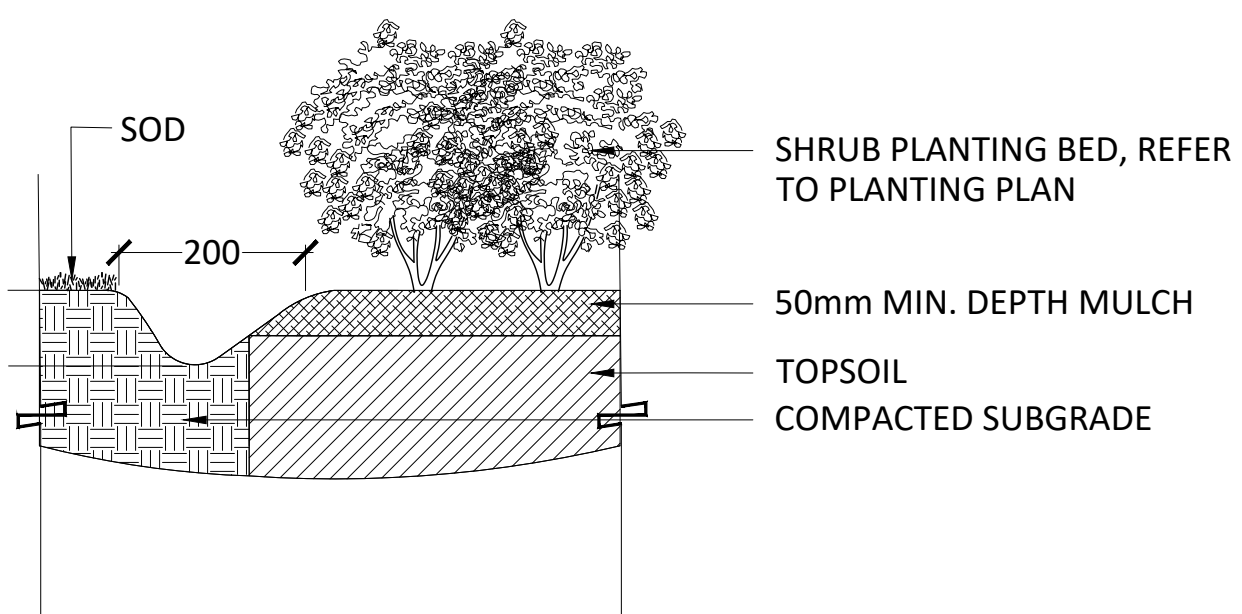
Revisions

No.	Date	Status	By
1	OCT. 21, 2022	ISSUED FOR 50% REVIEW	LB
2	DEC. 9, 2022	ISSUED FOR 90% REVIEW	LB
3	MAR. 24, 2023	ISSUED FOR TENDER	LB
4	MAY 12, 2023	ISSUED FOR TENDER - UPDATE	LB

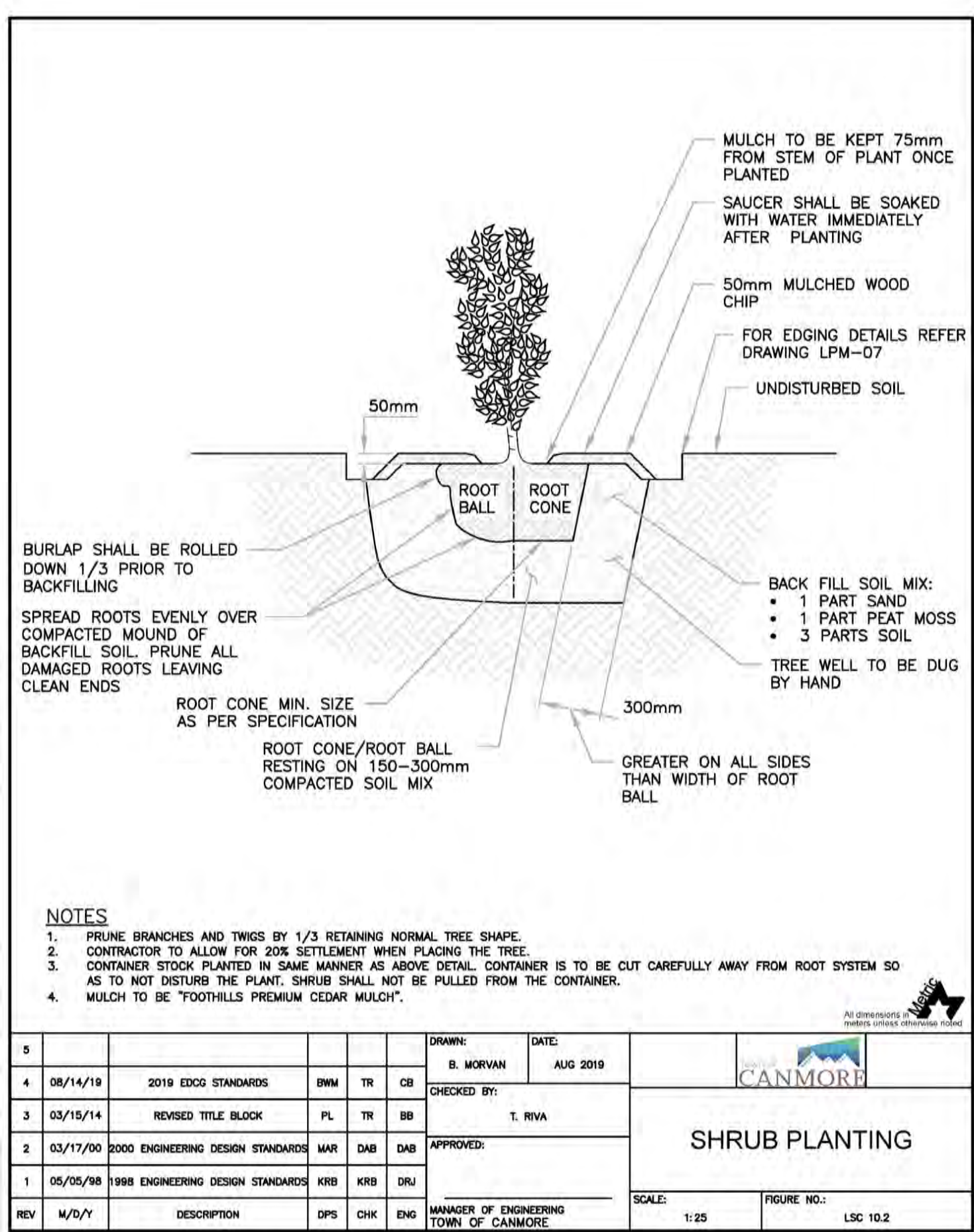


Town of Canmore
 Engineering Design & Construction Guidelines

1 DECIDUOUS TREE - TOWN OF CANMORE STANDARD DETAIL
 SCALE: NTS



3 SPADED EDGE - SECTION TYP.
 SCALE: 1:10



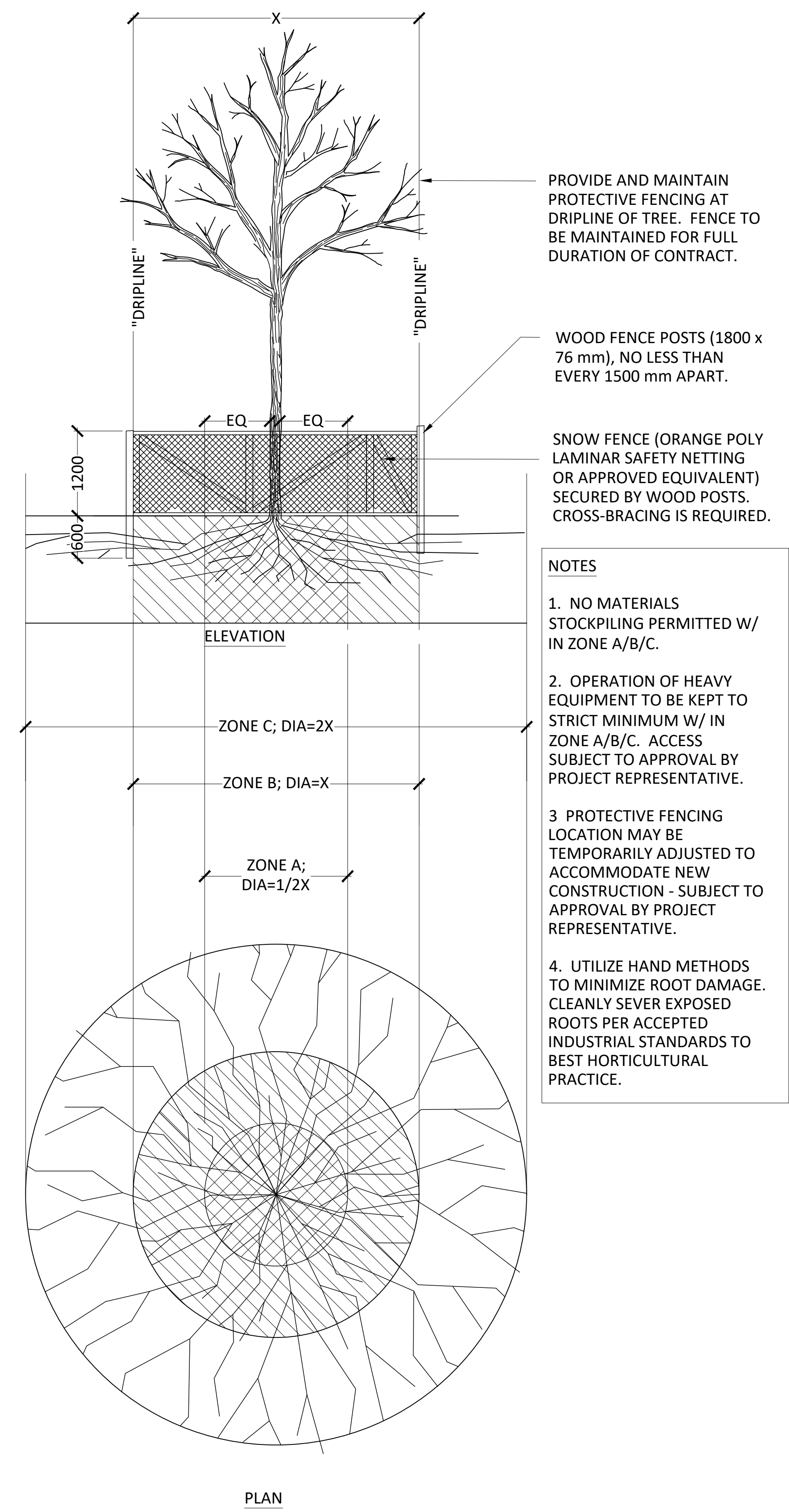
Town of Canmore
 Engineering Design & Construction Guidelines

2 SHRUB - TOWN OF CANMORE STANDARD DETAIL
 SCALE: NTS

NOTES:

PLANTING NOTES

- ALL SODDED AREAS AS PER TOWN OF CANMORE ENGINEERING DESIGN AND CONSTRUCTION GUIDELINES
- ALL PLANT MATERIAL, SODDED AREAS, TOPSOIL AND WOOD MULCH TO MEET TOWN OF CANMORE ENGINEERING DESIGN AND CONSTRUCTION GUIDELINES
- ALL PLANTS, SOIL PREPARATION, AND MAINTENANCE TO MEET CANADIAN LANDSCAPE STANDARD 2ND ED.
- REFER TO PLANTING PLAN FOR LOCATION AND EXTENTS OF PLANTING BEDS SPADED EDGE.



4 TREE PROTECTION FENCING
 SCALE: NTS

ISSUED FOR TENDER
 NOT FOR CONSTRUCTION



Project
CANMORE CEMETERY FINAL DESIGN AND NEW COLUMBARIUM

Drawing Title
DETAILS PLANTING

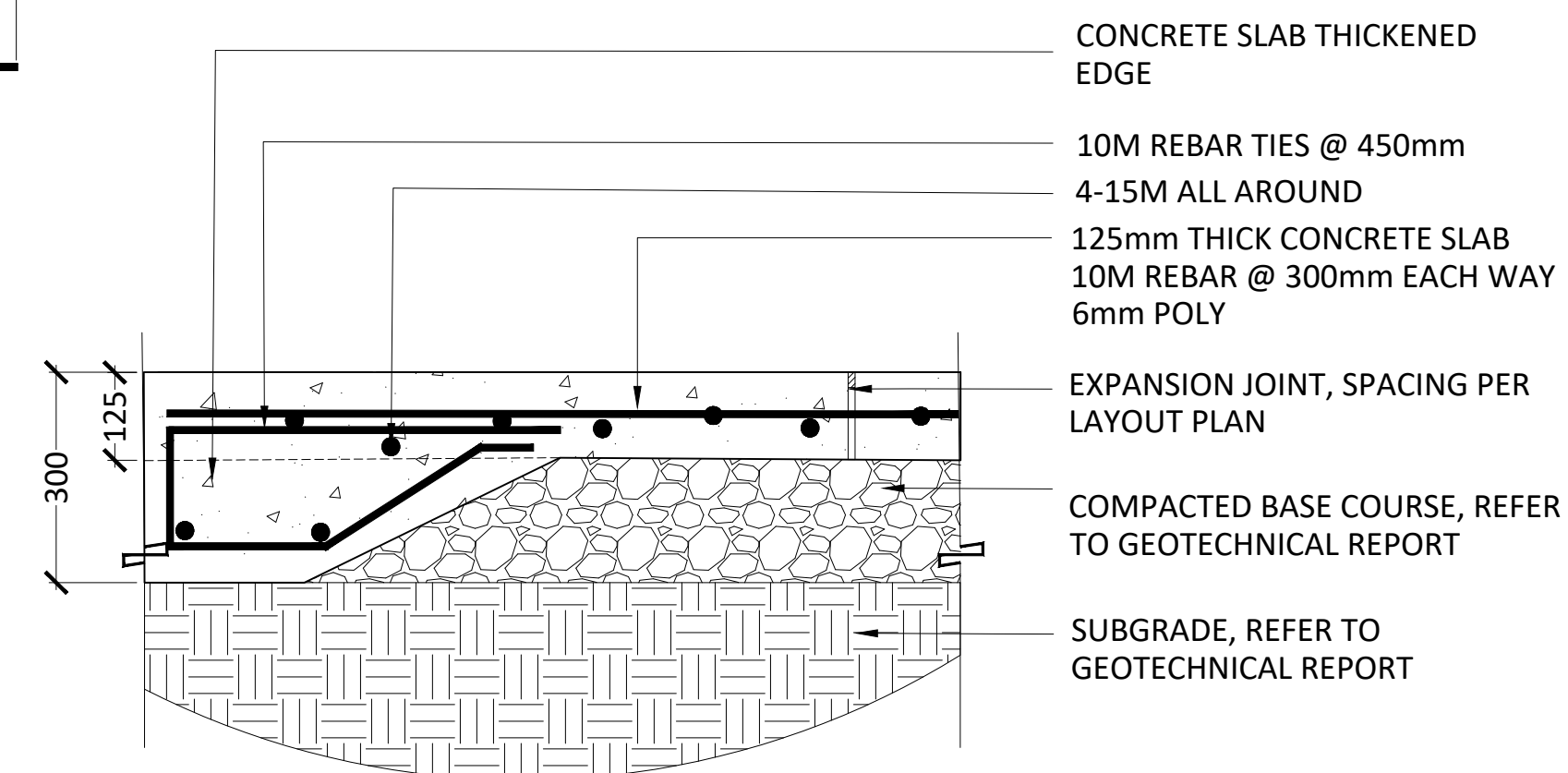
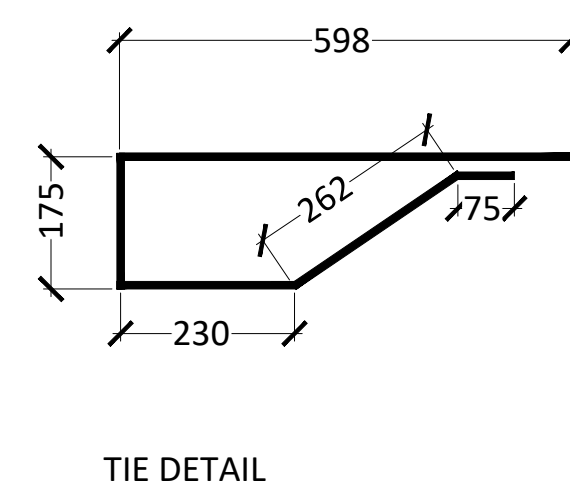
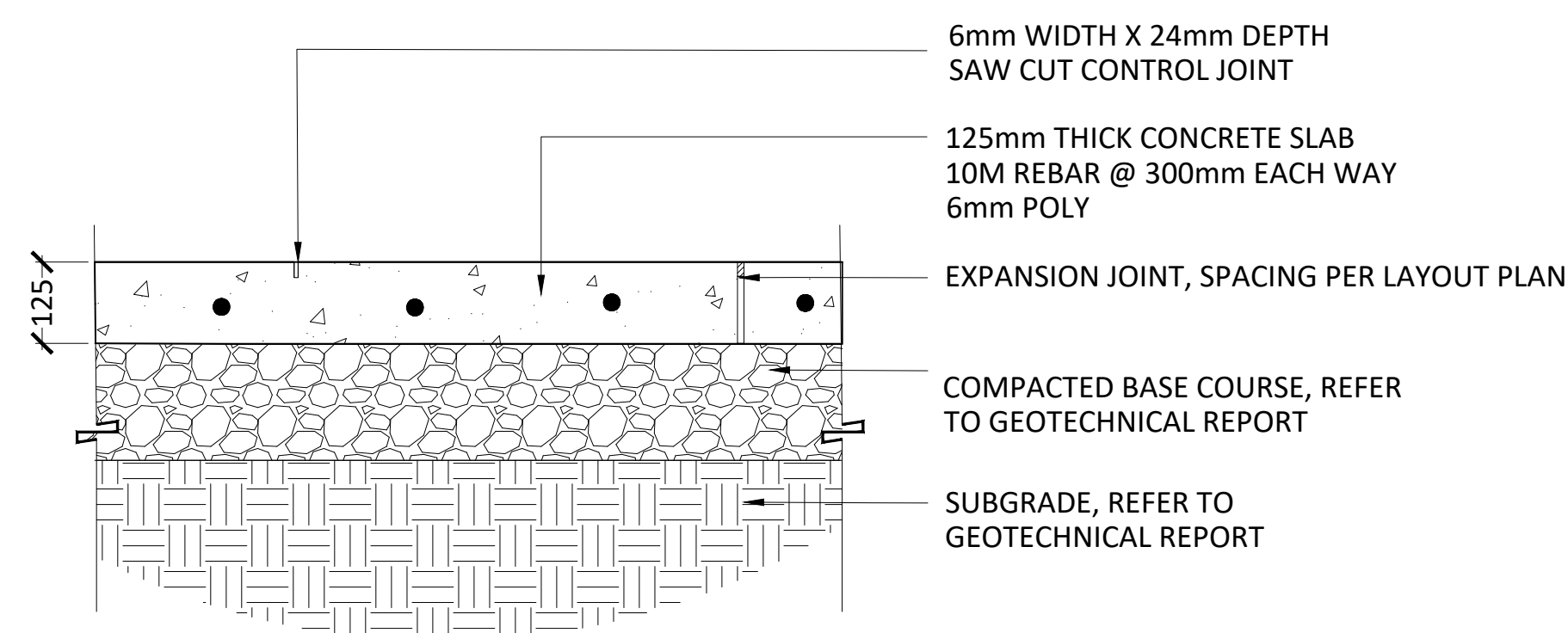
Date OCTOBER, 2022	ELAC Project No. 21-816
Scale (On 22 x 34 Inch Sheet) As Noted	Drawing No. L6.0
Drawn By LB	
Checked HR	

Revisions

No.	Date	Status	By
1	OCT. 21, 2022	ISSUED FOR 50% REVIEW	LB
2	DEC. 9, 2022	ISSUED FOR 90% REVIEW	LB
3	MAR. 24, 2023	ISSUED FOR TENDER	LB
4	MAY 12, 2023	ISSUED FOR TENDER - UPDATE	LB

NOTES

- CIP CONCRETE SURFACING
1. MEDIUM BROOM FINISH
 2. NO TROWEL EDGE
 3. GRADING, REFER TO CIVIL DRAWINGS



1 CIP CONCRETE SURFACING - SECTION TYP.
SCALE: 1:10

2 CIP CONCRETE SURFACE WITH THICKENED EDGE - SECTION TYP.
SCALE: 1:10

ISSUED FOR TENDER
NOT FOR CONSTRUCTION

Client



Project

CANMORE CEMETERY FINAL DESIGN AND NEW COLUMBARIUM

Drawing Title
DETAILS SURFACES

Date
OCTOBER, 2022

ELAC Project No.
21-816

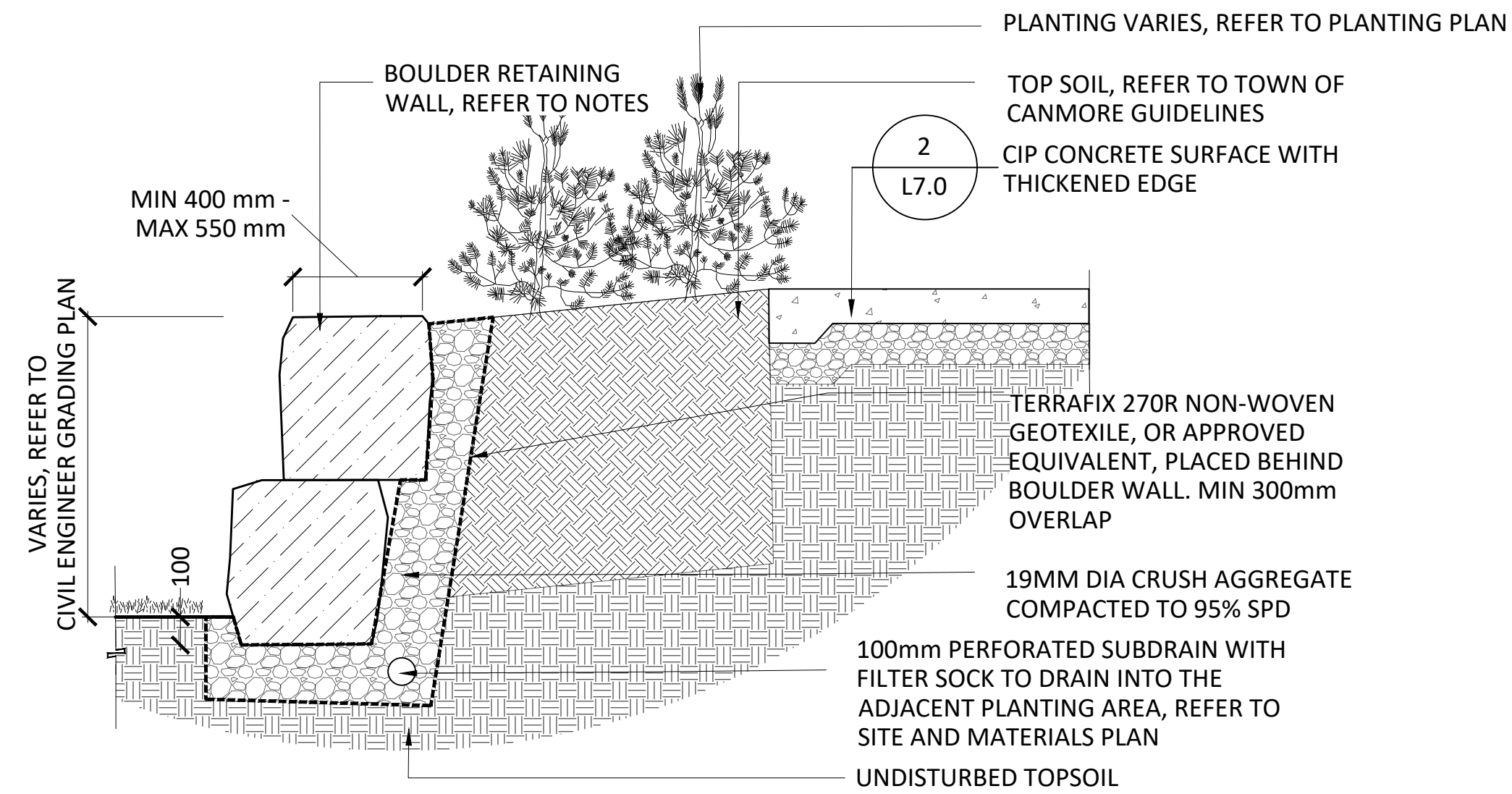
Scale (On 22 x 34 Inch Sheet)
As Noted

Drawing No.

Drawn By
LB

L7.0

Checked
HR

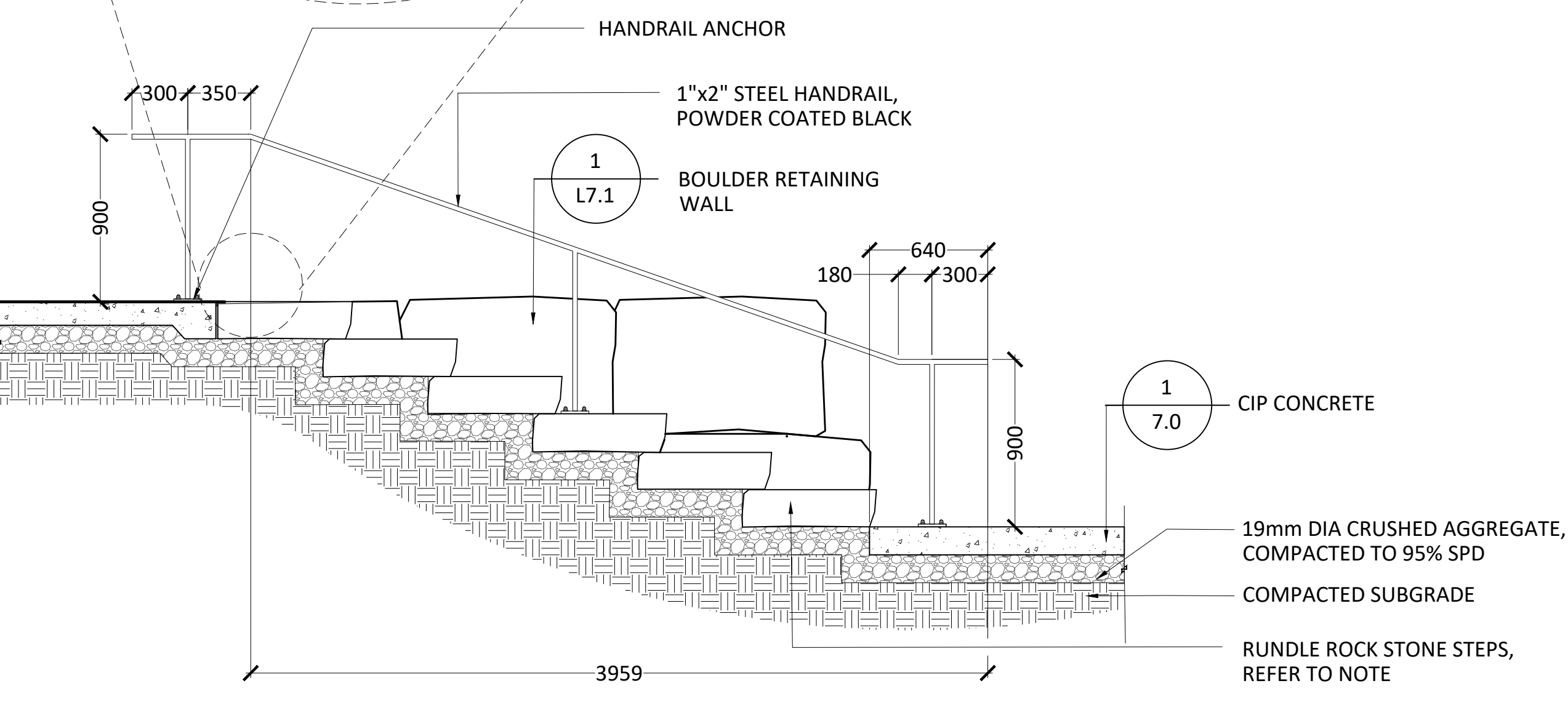
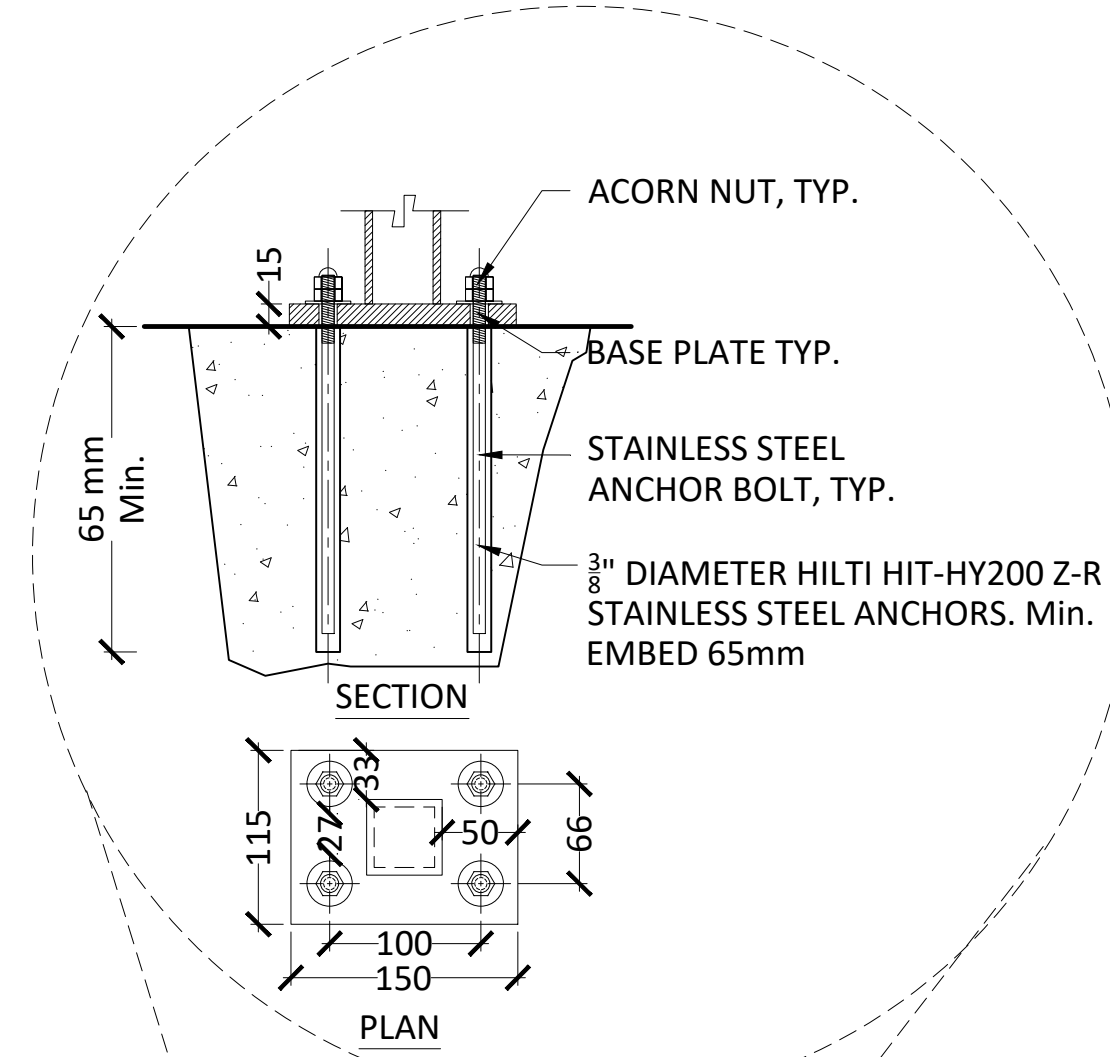


1 BOULDER RETAINING WALL - SECTION TYP.
SCALE: 1:20

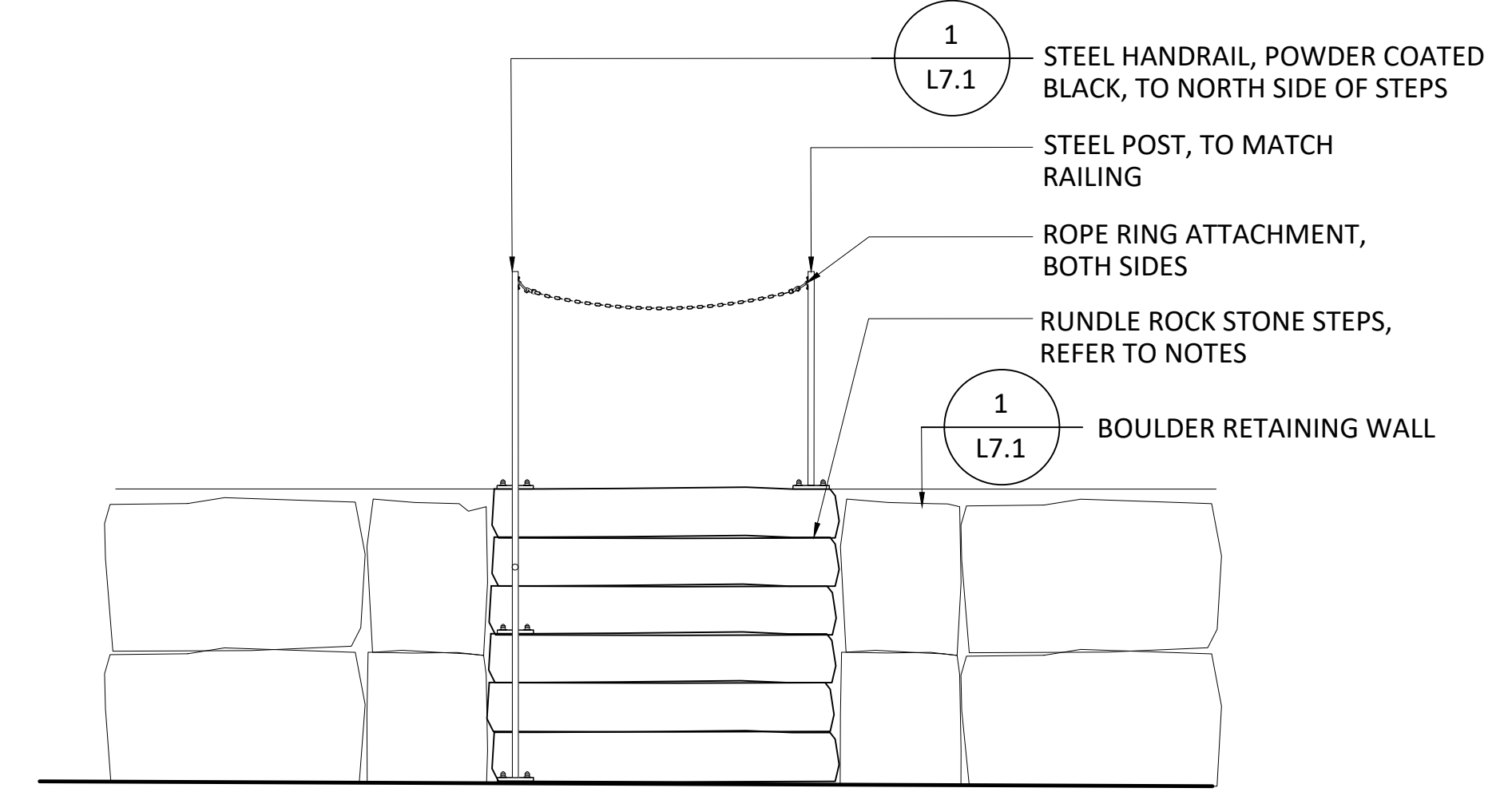


2 BOULDER RETAINING WALL - PRECEDENT IMAGE
SCALE: NTS

- NOTES**
- BOULDER RETAINING WALL**
- SUPPLIER: THUNDERSTONE QUARRIES, OR APPROVED EQUIVALENT
 - MATERIAL: RUNDLE STONE STACKABLE BOULDERS
COLOUR: BLACK
 - ENSURE BASE IS EXCAVATED TO THE REQUIRED DEPTH TO ENSURE BOULDERS ARE BURIED MINIMUM OF 100mm DEPTH BELOW FINISHED GRADE.
 - CONTRACTOR TO SUBMIT PHOTO SAMPLE OF BOULDERS FOR CA APPROVAL PRIOR TO DELIVERY TO SITE, (I.E FORWARD PHOTOGRAPHS AND / OR CONFIRM LOCATION OF BOULDERS FOR CA INSPECTION)
 - BOULDERS TO BE OF SIMILAR COLOUR AND TEXTURE
- LANDSCAPE STONE STEPS**
- SUPPLIER: THUNDERSTONE QUARRIES OR APPROVED EQUIVALENT
 - MATERIAL: RUNDLE STONE NATURAL STEPS
COLOUR: BLACK
 - DIMENSIONS
THICKNESS : MIN 210mm - MAX 220mm.
WIDTH: MIN 1450mm - 1500mm
DEPTH : MIN 715mm-720mm
 - CONTRACTOR TO SUBMIT PHOTO OF STONE STEPS FOR CA APPROVAL PRIOR TO DELIVERY TO SITE, (I.E FORWARD PHOTOGRAPHS AND / OR CONFIRM SUPPLIER LOCATION OF STONE STEPS FOR CA INSPECTION)
- HANDRAIL AND POST**
- CONTRACTOR TO SUBMIT FULLY DIMENSIONED SHOP DRAWINGS FOR CA APPROVAL
 - HANDRAIL TO COMPLY WITH THE LOCAL BUILDING CODE



3 LANDSCAPE STONE STEPS AND HANDRAIL - SECTION TYP.
SCALE: 1:25



4 LANDSCAPE STONE STEPS AND HANDRAIL - FRONT ELEVATION
SCALE: 1:25

Revisions

No.	Date	Status	By
1	OCT. 21, 2022	ISSUED FOR 50% REVIEW	LB
2	DEC. 9, 2022	ISSUED FOR 90% REVIEW	LB
3	MAR. 24, 2023	ISSUED FOR TENDER	LB
4	MAY 12, 2023	ISSUED FOR TENDER - UPDATE	LB

ISSUED FOR TENDER
NOT FOR CONSTRUCTION



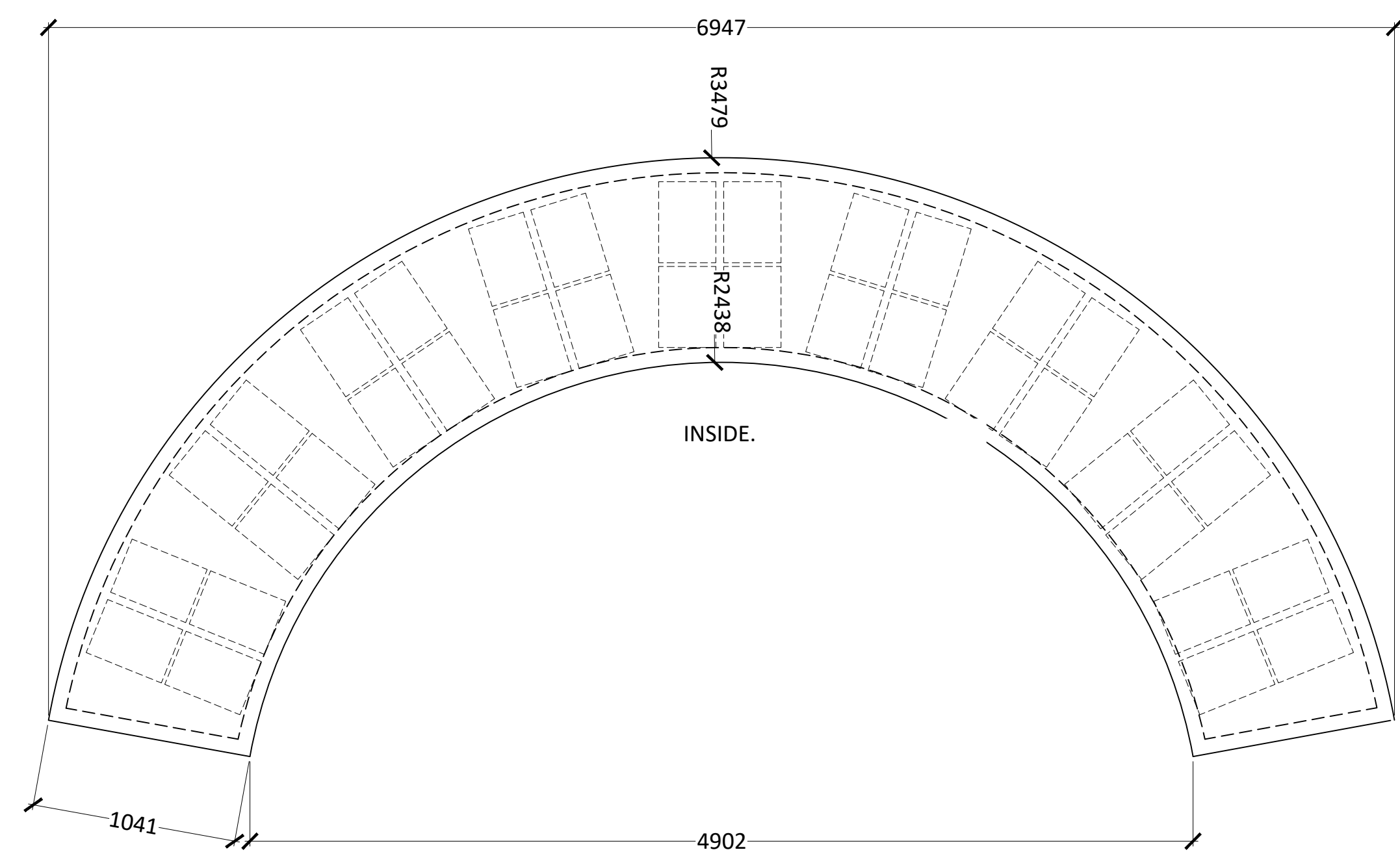
Project
CANMORE CEMETERY FINAL DESIGN AND NEW COLUMBARIUM

Drawing Title
DETAILS BOULDER RETAINING WALL AND STONE STEPS

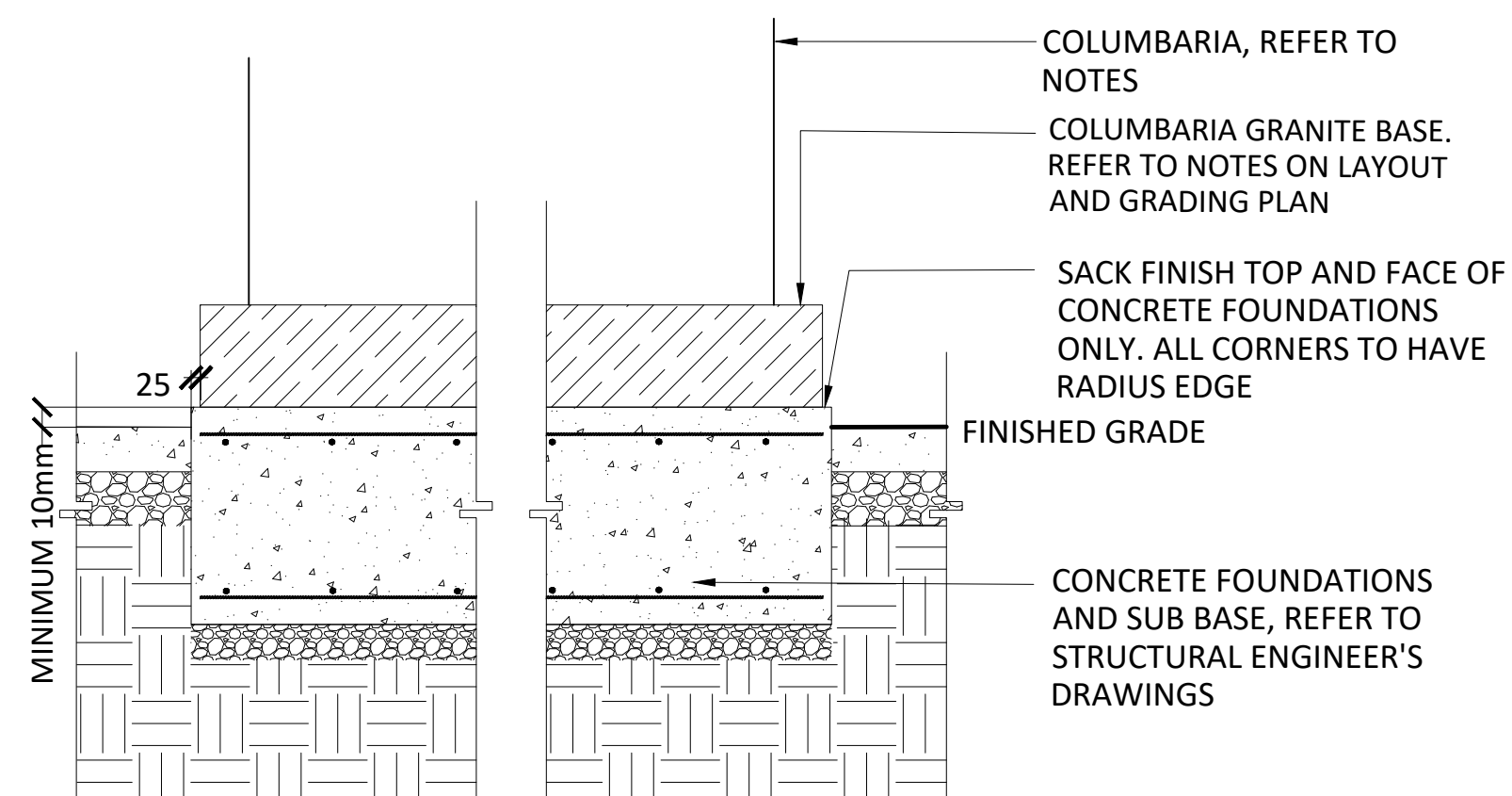
Date OCTOBER, 2022	ELAC Project No. 21-816
Scale (On 22 x 34 Inch Sheet) As Noted	Drawing No. L7.1
Drawn By LB	Checked HR

Revisions

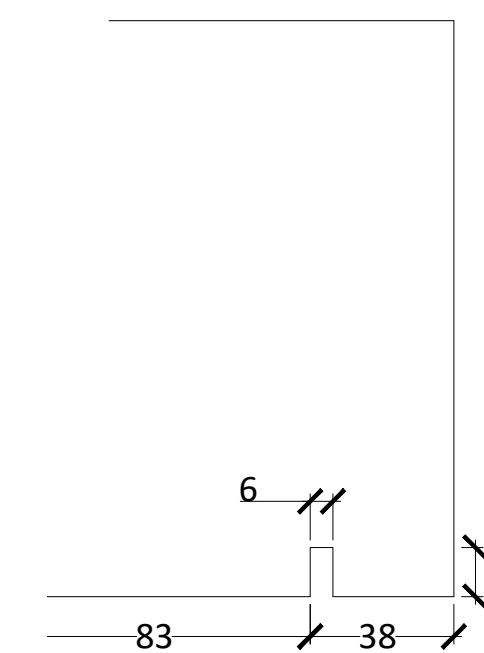
No.	Date	Status	By
1	OCT. 21, 2022	ISSUED FOR 50% REVIEW	LB
2	DEC. 9, 2022	ISSUED FOR 90% REVIEW	LB
3	MAR. 24, 2023	ISSUED FOR TENDER	LB
4	MAY 12, 2023	ISSUED FOR TENDER - UPDATE	LB



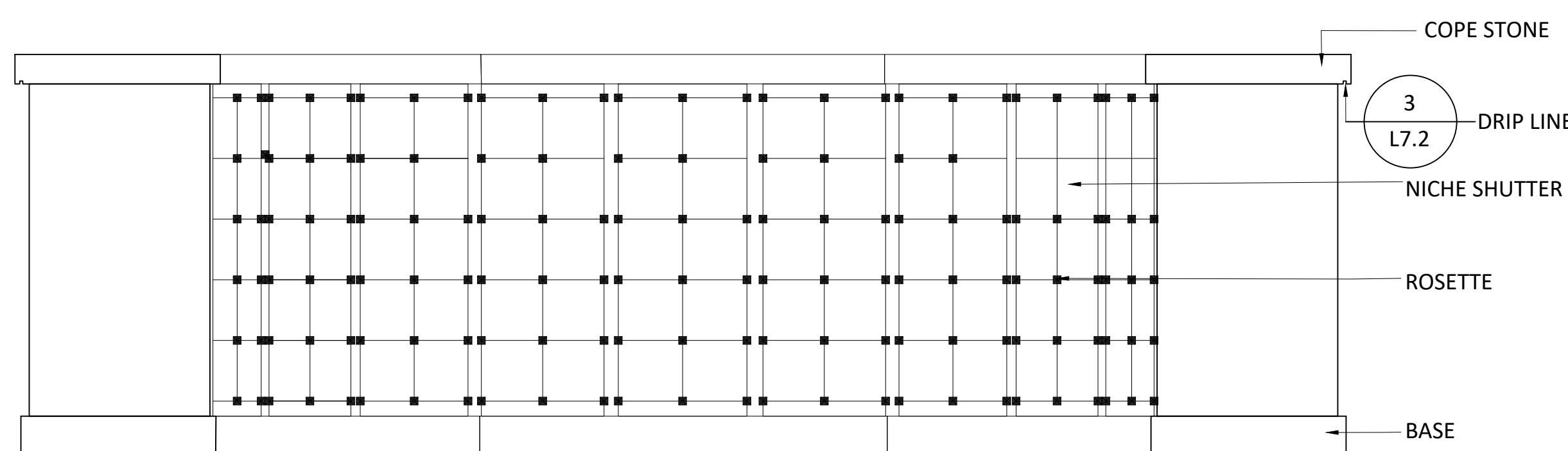
1 COLUMBARIUM - PLAN TYP.
SCALE: 1:25



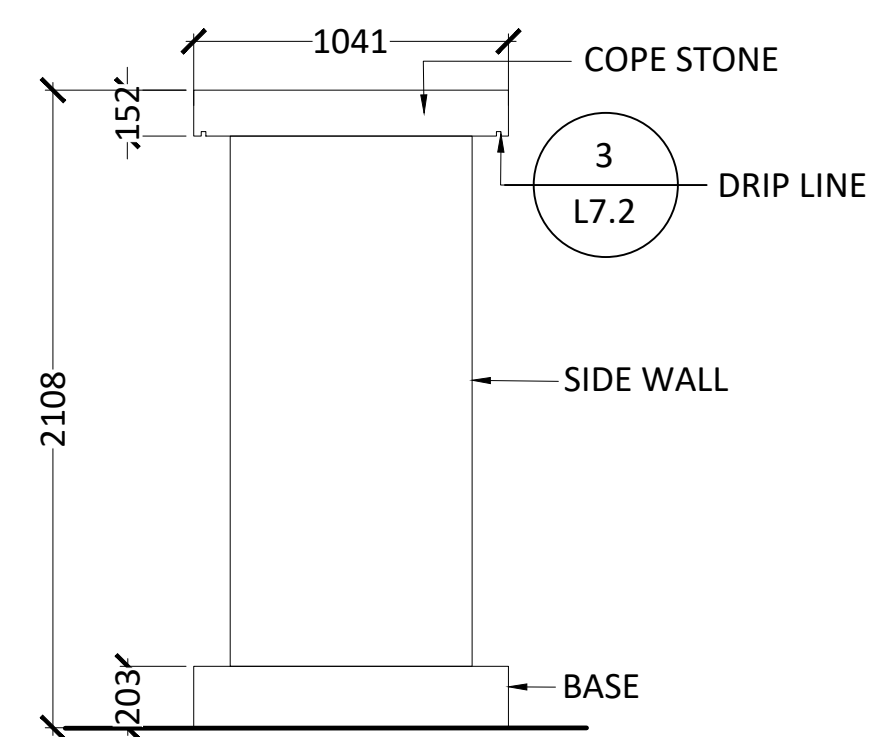
2 COLUMBARIUM FOUNDATION - SECTION TYP.
SCALE: 1:20



3 COLUMBARIUM DRIPLINE - SECTION TYP.
SCALE: 1:2



4 COLUMBARIUM INSIDE - ELEVATION TYP.
SCALE: 1:25



5 COLUMBARIUM SIDE WALL - ELEVATION TYP.
SCALE: 1:25

COLUMBARIA NOTES:

- REFER TO SPECIFICATIONS FOR PRE-APPROVED COLUMBARIA SUPPLIERS
- OVERALL DIMENSIONS SHOWN ARE INDICATIVE. CONTRACTOR TO SUPPLY FULLY DIMENSIONED SHOP DRAWINGS FOR CA APPROVAL.
- NUMBER OF NICHE TO BE MIN. 160 - MAX 180.
- CONTRACTOR TO SUPPLY OWNER WITH MATERIAL SAMPLES FOR APPROVAL, PRIOR TO SUPPLY AND INSTALL.
- CONTRACT TO INCLUDE 12 EXTRA NICHE SHUTTERS.

COLUMBARIA FOUNDATION NOTES:

- CONTRACTOR TO CONFIRM FINAL DIMENSIONS OF COLUMBARIA BASE WITH COLUMBARIA SUPPLIER PRIOR TO POURING COLUMBARIA FOUNDATIONS.
- TOP OF FOUNDATIONS TO BE THE SAME FINISH GRADE FOR BOTH COLUMBARIA (SO ROOFLINE OF BOTH COLUMBARIUM WILL BE THE SAME)

COLUMBARIA MATERIAL AND COLOUR PALLETTE

ITEM	MATERIAL	COLOUR	FINISH
COPE STONE	GRANITE	LIGHT GREY - SALT AND PEPPER	TOP + UNDERSIDE (EXPOSED): SAWN SIDES: ROCK PITCH BOTTOM (HIDDEN): SAWN EDGES: EASED
SIDEWALL TO COLUMBARIA	GRANITE	LIGHT GREY - SALT AND PEPPER	ALL EXPOSED SIDES: FLAMED ALL HIDDEN SIDES: SAWN
BASE	GRANITE	LIGHT GREY - SALT AND PEPPER	TOP (EXPOSED): FLAMED SIDES: ROCK PITCH BOTTOM (HIDDEN): SAWN EDGES: EASED
SHUTTERS	GRANITE	BLACK GRANITE	FRONT FACE: POLISHED TO MATCH EXISTING ALL OTHER SIDES: SAWN
TRIM AROUND SHUTTERS	GRANITE	BLACK GRANITE	FRONT FACE: POLISHED ALL OTHER SIDES: SAWN
INTERNAL NICHE MATERIAL	SUPPLIERS CHOICE	SUPPLIERS CHOICE	SUPPLIERS CHOICE
ROSETTES	SUPPLIERS CHOICE	SILVER	SUPPLIERS CHOICE

ISSUED FOR TENDER
NOT FOR CONSTRUCTION

Client



Project

CANMORE CEMETERY FINAL
DESIGN AND NEW
COLUMBARIUM

Drawing Title

DETAILS
COLUMBARIA

Date
OCTOBER, 2022

ELAC Project No.
21-816

Scale (On 22 x 34 Inch Sheet)
As Noted

Drawing No.

Drawn By

LB

Checked

HR

L7.2

COPYRIGHT RESERVED
 After payment of all outstanding invoices, ownership of the final versions of D including and designs D created by EC will be transferred to the C. At all times EC will retain copyright to all D which cannot be used or reproduced without EC written consent. C shall verify and be responsible for all dimensions and conditions on the job. T office shall be informed of any discrepancies

Revisions

No.	Date	Status	By
1	OCT. 21, 2022	ISSUED FOR 50% REVIEW	LB
2	DEC. 9, 2022	ISSUED FOR 90% REVIEW	LB
3	MAR. 24, 2023	ISSUED FOR TENDER	LB
4	MAY 12, 2023	ISSUED FOR TENDER - UPDATE	LB

LEGEND

EXISTING

- - - - - LIMIT OF WORK
- [Blue dashed line] EXISTING AREA OF IRRIGATION
- (Circle with dot) CONIFEROUS TREE
- (Circle with cross) DECIDUOUS TREE
- (Line with cross) FENCE
- (Rectangle with lines) BENCH

PROPOSED

- (Circle with cross) DECIDUOUS TREE
- (Grey rectangle) BOULDER RETAINING WALL
- (Grey rectangle) BOULDER SEATING
- [Dotted pattern] LAWN IRRIGATION, SEE NOTES
- [Cross-hatch pattern] SHRUB BED IRRIGATION, SEE NOTES

ISSUED FOR TENDER
 NOT FOR CONSTRUCTION

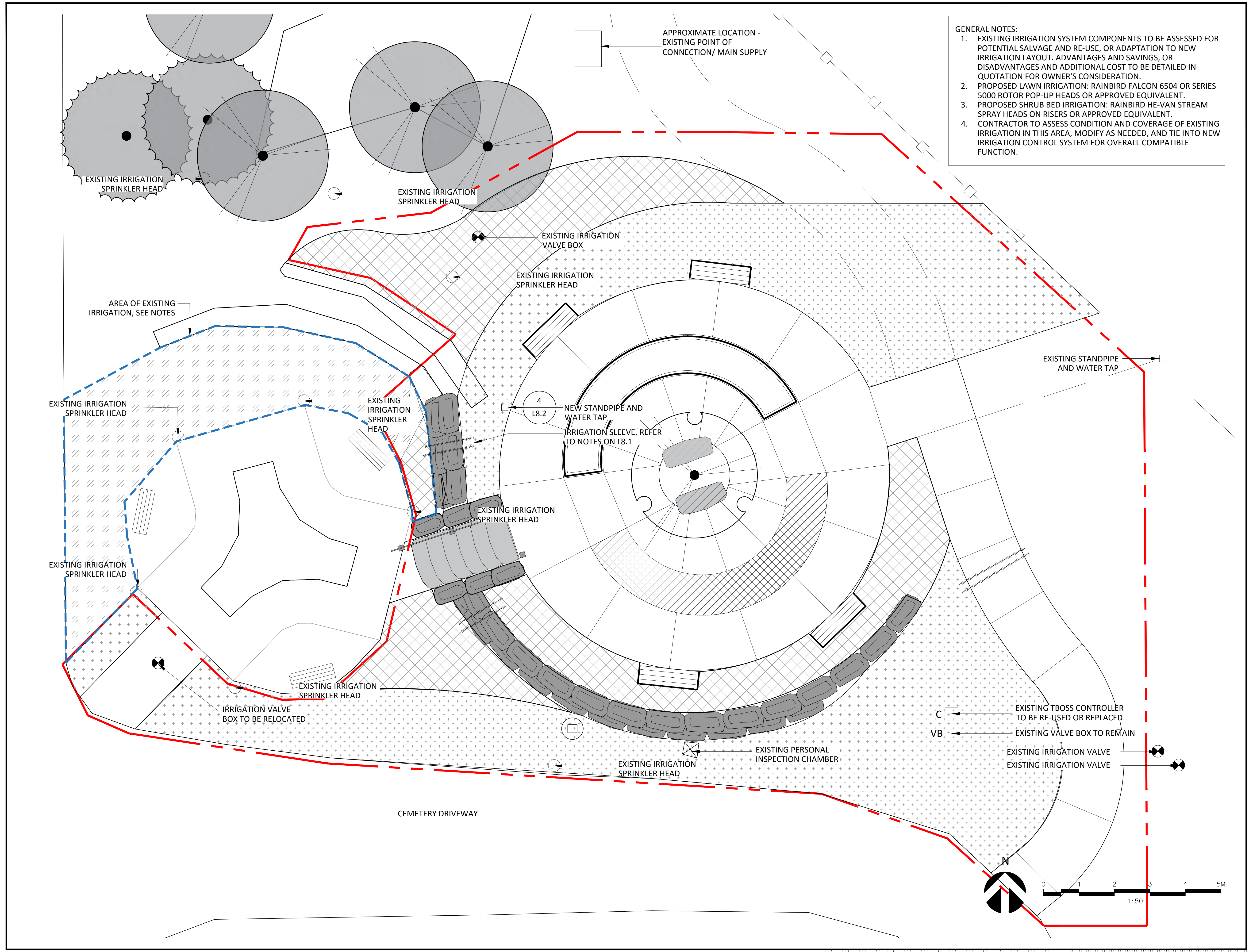


Project
CANMORE CEMETERY FINAL DESIGN AND NEW COLUMBARIUM

Drawing Title
**IRRIGATION PLAN
 CREMATION GARDEN**

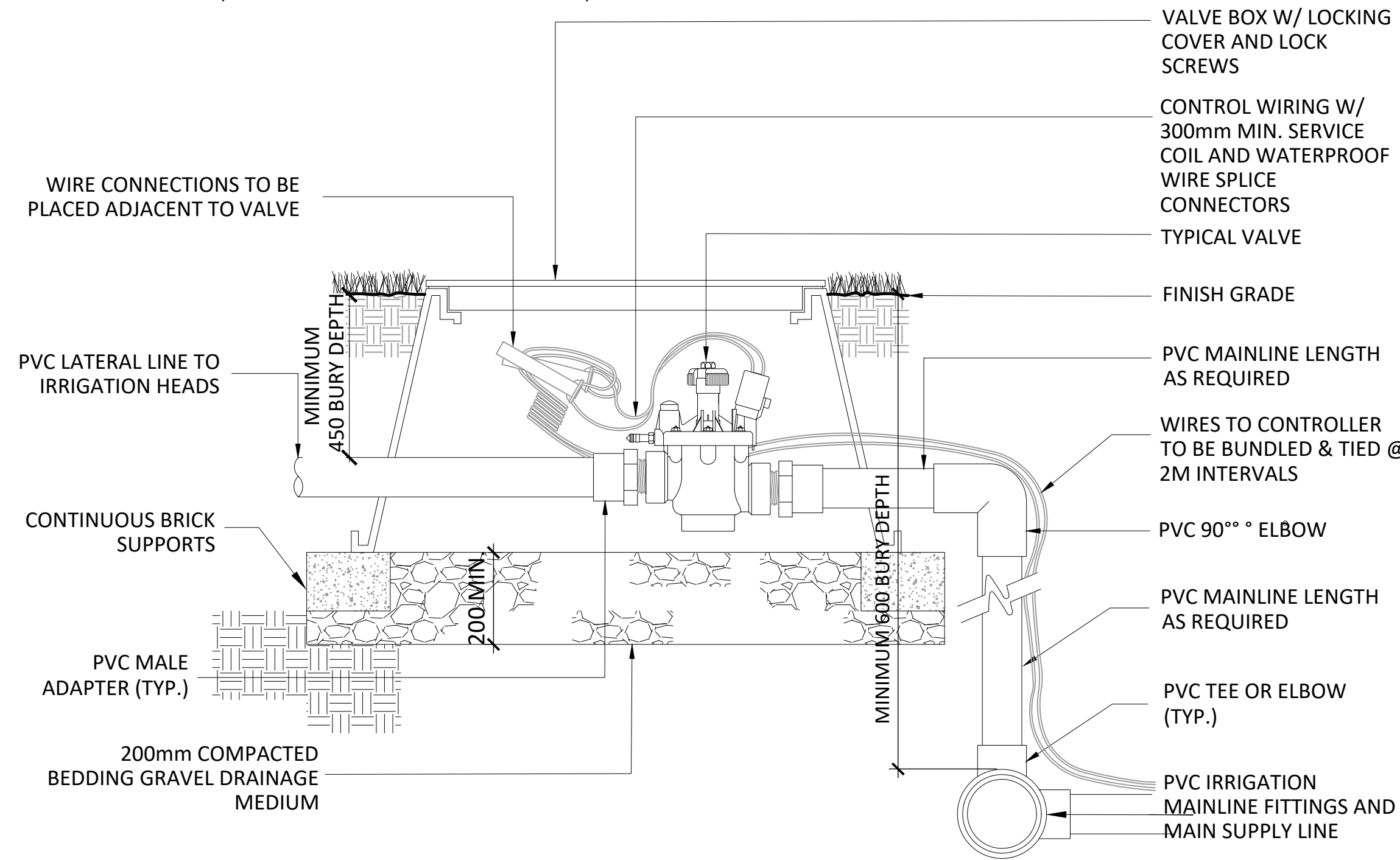
Date OCTOBER, 2022	ELAC Project No. 21-816
Scale (On 22 x 34 Inch Sheet) As Noted	Drawing No. L8.0
Drawn By LB	Checked HR

- GENERAL NOTES:**
- EXISTING IRRIGATION SYSTEM COMPONENTS TO BE ASSESSED FOR POTENTIAL SALVAGE AND RE-USE, OR ADAPTATION TO NEW IRRIGATION LAYOUT. ADVANTAGES AND SAVINGS, OR DISADVANTAGES AND ADDITIONAL COST TO BE DETAILED IN QUOTATION FOR OWNER'S CONSIDERATION.
 - PROPOSED LAWN IRRIGATION: RAINBIRD FALCON 6504 OR SERIES 5000 ROTOR POP-UP HEADS OR APPROVED EQUIVALENT.
 - PROPOSED SHRUB BED IRRIGATION: RAINBIRD HE-VAN STREAM SPRAY HEADS ON RISERS OR APPROVED EQUIVALENT.
 - CONTRACTOR TO ASSESS CONDITION AND COVERAGE OF EXISTING IRRIGATION IN THIS AREA, MODIFY AS NEEDED, AND TIE INTO NEW IRRIGATION CONTROL SYSTEM FOR OVERALL COMPATIBLE FUNCTION.



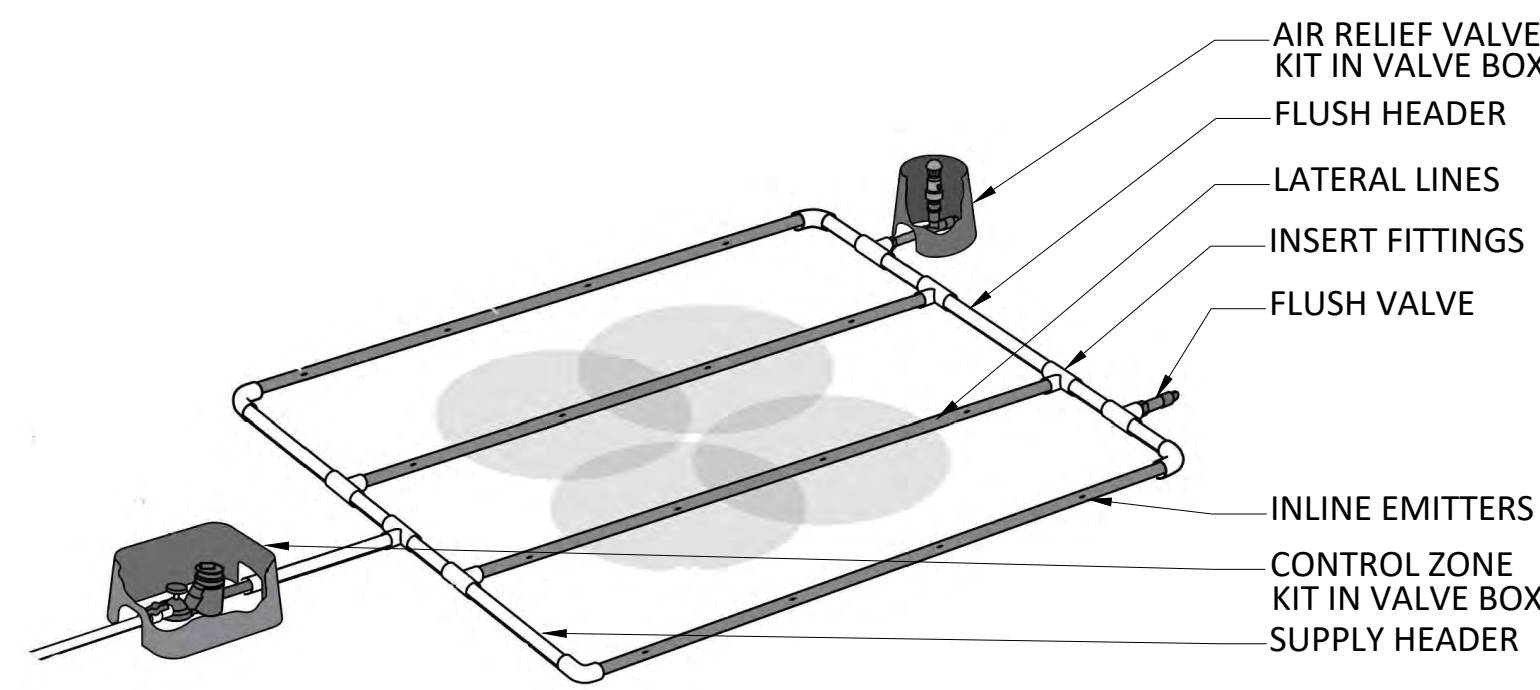
NOTES:

1. ALL THREADED CONNECTIONS TO BE WOUND WITH "RECTOR SEAL No.8" TEFLON TAPE OR APPROVED EQUIVALENT JOINT SEALING COMPOUND.
2. USE WATERPROOF GEL-TYPE ELECTRICAL CONNECTION CAPS.
3. ALL IRRIGATION WIRING TO BE INSTALLED IN ACCORDANCE WITH THE CANADIAN ELECTRICAL CODE AND W.C.B. REGULATIONS.
4. PROVIDE EXPANSION COILS AT EACH WIRE CONNECTION IN VALVE BOXES-WRAP WIRES AROUND A 12mm PIPE FIFTEEN TIMES MINIMUM.
5. TOP OF VALVE BOXES TO BE MAINTAINED LEVEL WITH ADJACENT GRADES.
6. ELECTRICAL HAZARD WARNING TAPE TO BE PLACED IN ALL TRENCHES CONTAINING BURIED CONTROL WIRING, DUCTS OR ELECTRICAL COMPONENTS, 300mm ABOVE THE WIRES.



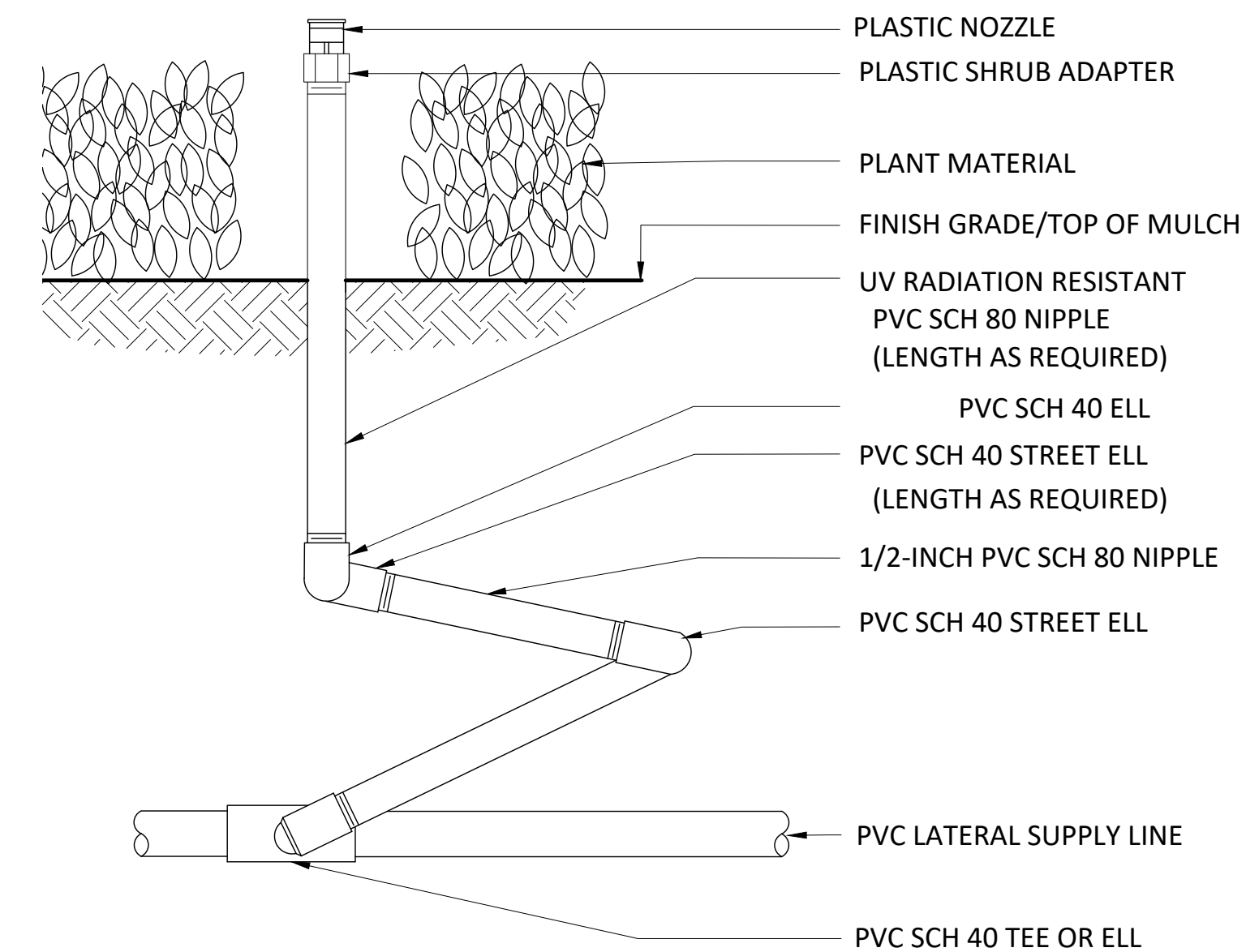
1 ELECTRIC CONTROL VALVE ASSEMBLY - SECTION

SCALE: 1:10



2 TYPICAL SUBSURFACE DRIPLINE - PERSPECTIVE

SCALE: NTS



3 FIXED SPRAY HEAD ASSEMBLY - TRIPLE SWING JOINT- ELEVATION

SCALE: 1:10

IRRIGATION SYSTEM GENERAL NOTES:

1. ALL IRRIGATION MATERIAL, PRODUCTS AND INSTALLATION SHALL CONFORM TO THE IRRIGATION TECHNICAL SPECIFICATIONS, CONTRACT DRAWINGS, TOWN OF CANMORE ENGINEERING DESIGN AND CONSTRUCTION GUIDELINES, AND APPROVED SHOP DRAWINGS UNLESS DIRECTED OTHERWISE BY THE CONTRACT ADMINISTRATOR (CA) AND SHALL FOLLOW WHICHEVER SPECIFICATIONS ARE MORE STRINGENT.
2. THE CONTRACTOR SHALL NOTIFY THE CA OF ANY DISCREPANCIES BETWEEN SPECIFICATIONS PRIOR TO ANY WORK.
3. EXISTING IRRIGATION IS PROVIDED BY A RAINBIRD TURF BATTERY OPERATED SYSTEM (TBOS®) - BASED INSTALLATION, WITH ELEVEN (11) BATTERY-POWERED, BLUETOOTH CONTROLLED ZONES. WATER PRESSURE IS SET AT 500 - 550 kPa (75 - 80 PSI), WITH UP TO 700 kPa (100 PSI) AVAILABLE.
4. THE IRRIGATION CONTRACTOR SHALL PROVIDE RECOMMENDATIONS TO THE OWNER REGARDING SALVAGE AND RE-USE OF EXISTING IRRIGATION SYSTEM COMPONENTS, FOR INCORPORATION INTO THE NEW SYSTEM.
5. THE CONTRACTOR SHALL PROVIDE FULLY DETAILED AND SCALED SHOP DRAWINGS FOR APPROVAL BY THE CONTRACT ADMINISTRATOR (C.A.).
6. THE CONTRACTOR SHALL VERIFY THE LOCATION OF ALL EXISTING UNDERGROUND SERVICES AND UTILITIES PRIOR TO COMMENCING ANY EXCAVATION.
7. THE IRRIGATION PLANS ARE SCHEMATIC ONLY AND SUBJECT TO INTERPRETATION BY THE CA.
8. WHENEVER POSSIBLE, IRRIGATION LINES ARE TO BE PLACED IN LAWN, PLANTING BEDS OR MULCHED AREAS ADJACENT TO ROADWAYS, PARKING, CURBS, SIDEWALKS, ETC.
9. ALL IRRIGATION LINES SHALL BE TRENCHED AND BACKFILLED (NOT INSTALLED BY MECHANICAL PLOWING).
10. IRRIGATION LINES INSTALLED UNDER HARD SURFACES, INCLUDING ASPHALT OR CONCRETE SIDEWALKS OR ROADWAYS, SHALL BE SLEEVED WITH SCHEDULE 40 PVC PIPE DUCTS, SIZED MINIMUM TWO TIMES (2X) THE COMBINED DIAMETER OF ALL IRRIGATION PIPE OR WIRE IN DUCT.
11. ENDS OF DUCT PIPE SHALL BE STUFFED WITH FIBREGLASS INSULATION AFTER IRRIGATION PIPE OR CONTROL WIRING INSTALLATION TO PREVENT DEBRIS ENTRY AND MINIMIZE MOVEMENT.
12. ALL IRRIGATION LINES OR WIRING CROSSING SHALLOW UTILITIES SHALL BE DUCTED. IRRIGATION WIRING AND IRRIGATION PIPE MUST BE RUN IN SEPARATE DUCTS.
13. ALL BURIED IRRIGATION WIRING SHALL HAVE HAZARD WARNING TAPE INSTALLED IN TRENCH ABOVE THE WIRING.
14. ALL IRRIGATION PIPING SHALL BE PRESSURE-TESTED IN ACCORDANCE WITH THE SPECIFICATIONS AND IN THE PRESENCE OF THE CA OR A DESIGNATED REPRESENTATIVE, PRIOR TO INSTALLATION OF IRRIGATION HEADS. TEST LATERAL LINES SEPARATELY FROM MAIN LINE.
15. IRRIGATION EQUIPMENT SHALL BE RAINBIRD®, OR APPROVED EQUIVALENT WITH EQUAL OR BETTER OPERATING AND PERFORMANCE CHARACTERISTICS.
16. IRRIGATION HEAD PLACEMENT SHALL BE CONFIGURED TO PROVIDE HEAD-TO-HEAD COVERAGE AT CONSISTENT SPACING, WITH MINIMAL OVERSPRAY ONTO SIDEWALKS AND PARKING AREAS.
17. OVERSPRAY ONTO HARD SURFACES, BUILDINGS OR OTHER SITE FEATURES ARE SUBJECT TO CA APPROVAL.
18. IRRIGATION HEAD LOCATION AND SPACING MAY BE ADJUSTED IN THE FIELD, WITH PRIOR APPROVAL OF THE CA, TO ENSURE ADEQUATE AND EVEN COVERAGE. PREVAILING WIND DIRECTION AND SURFACE FEATURES MUST BE TAKEN INTO ACCOUNT TO AVOID OVERSPRAY. SHOULD COVERAGE APPEAR UNSATISFACTORY UPON OPERATIONAL TESTING, ADJUSTMENTS TO SPACING SHALL BE CARRIED OUT TO THE SATISFACTION OF THE CA AT THE CONTRACTORS EXPENSE.
19. ELECTRIC IRRIGATION ZONE CONTROL VALVES SHALL BE SIZED AND LOCATED FOR OPTIMUM COVERAGE AND SYSTEM OPERATION ON LATERAL SUPPLY LINES.
20. ALL VALVES SHALL BE INSTALLED IN LIDDED VALVE BOXES, SIZED TO ACCOMMODATE VALVE(S) WITH ADEQUATE CLEARANCE AND WORKING ROOM. UP TO THREE (3) VALVES MAY BE CLUSTERED IN A SINGLE VALVE BOX IF NEEDED.
21. IRRIGATION ZONES TO BE SEPARATED BASED ON PLANT MATERIAL WATER REQUIREMENTS.
22. QUICK-CONNECT TURF VALVES IN VALVE BOXES SHALL BE LOCATED AT DESIGNATED POINTS ON THE MAINLINES.
23. MANUAL VALVE CONTROLLED STANDPIPES, WITH A STANDARD 19mm (¾") HOSE BIBB SPIGOT SHALL BE PROVIDED AT DESIGNATED POINTS ON MAINLINES.
24. THRUST BLOCKS SHALL BE INSTALLED AS NEEDED AT MAINLINE CHANGES IN DIRECTION.
25. IRRIGATION HEAD AND VALVE BOX LOCATIONS SHALL BE STAKED OR INDICATED WITH SPRAY PAINT FOR APPROVAL OF THE C.A., PRIOR TO COMMENCEMENT OF INSTALLATION.
26. TO THE DEGREE POSSIBLE, INSTALL VALVE BOXES IN CLUSTERS, IMMEDIATELY ADJACENT TO SIDEWALKS, WALKWAYS OR CURBS, FOR EASE OF ACCESS AND MAINTENANCE.
27. EXISTING TREES, SIGNS, UTILITIES, LIGHT STANDARDS, HARD SURFACES OR OTHER FEATURES TAKE PRECEDENCE OVER IRRIGATION CONSTRUCTION. CONSULT CA FOR DIRECTION IN ALL CASES WHERE CONFLICT IS APPARENT.
28. IRRIGATION WATER SUPPLY CONNECTION TO WATER SOURCE SHALL BE WHERE INDICATED BY C.A. COMPLY WITH ALL REGULATIONS CONCERNING CONNECTION TO POTABLE WATER SOURCES.
29. MINIMUM DEPTH OF BURIAL FOR IRRIGATION MAIN LINES: 450 MM. MINIMUM DEPTH OF BURIAL FOR IRRIGATION LATERAL LINES: 300 MM.
30. ALL ELECTRIC CONTROL WIRING SHALL BE #12AWG CONDUCTOR WIRE. COMMON WIRE SHALL BE 10AWG CONDUCTOR. ONLY THE COMMON WIRE SHALL BE WHITE IN COLOUR.
31. CONTROL WIRING SPLICES SHALL BE MADE WITH 3M DBR/Y CONNECTORS AND MAY ONLY BE MADE AT ELECTRICAL CONTROL VALVES.
32. PROVIDE MINIMUM 600 MM SLACK TWO-WIRE CABLES AT EACH ZONE VALVE OR CHANGE IN DIRECTION.
33. CONTROL WIRE RUNS AND SPARE WIRES SHALL BE CAPPED IN THE LAST VALVE BOX IN EACH RUN.
34. UPON COMPLETION OF INSTALLATION THE CONTRACTOR SHALL, IN THE PRESENCE OF THE CA, PROVIDE ON-SITE INSTRUCTION TO THE OWNER'S REPRESENTATIVE(S), AND ANSWER ANY QUESTIONS ABOUT THE SYSTEM OPERATION THAT MAY ARISE.

Revisions

No.	Date	Status	By
1	OCT. 21, 2022	ISSUED FOR 50% REVIEW	LB
2	DEC. 9, 2022	ISSUED FOR 90% REVIEW	LB
3	MAR. 24, 2023	ISSUED FOR TENDER	LB
4	MAY 12, 2023	ISSUED FOR TENDER - UPDATE	LB

ISSUED FOR TENDER
NOT FOR CONSTRUCTION



Project
CANMORE CEMETERY FINAL DESIGN AND NEW COLUMBARIUM

Drawing Title
DETAILS IRRIGATION

Date
OCTOBER, 2022

ELAC Project No.
21-816

Scale (On 22 x 34 Inch Sheet)
As Noted

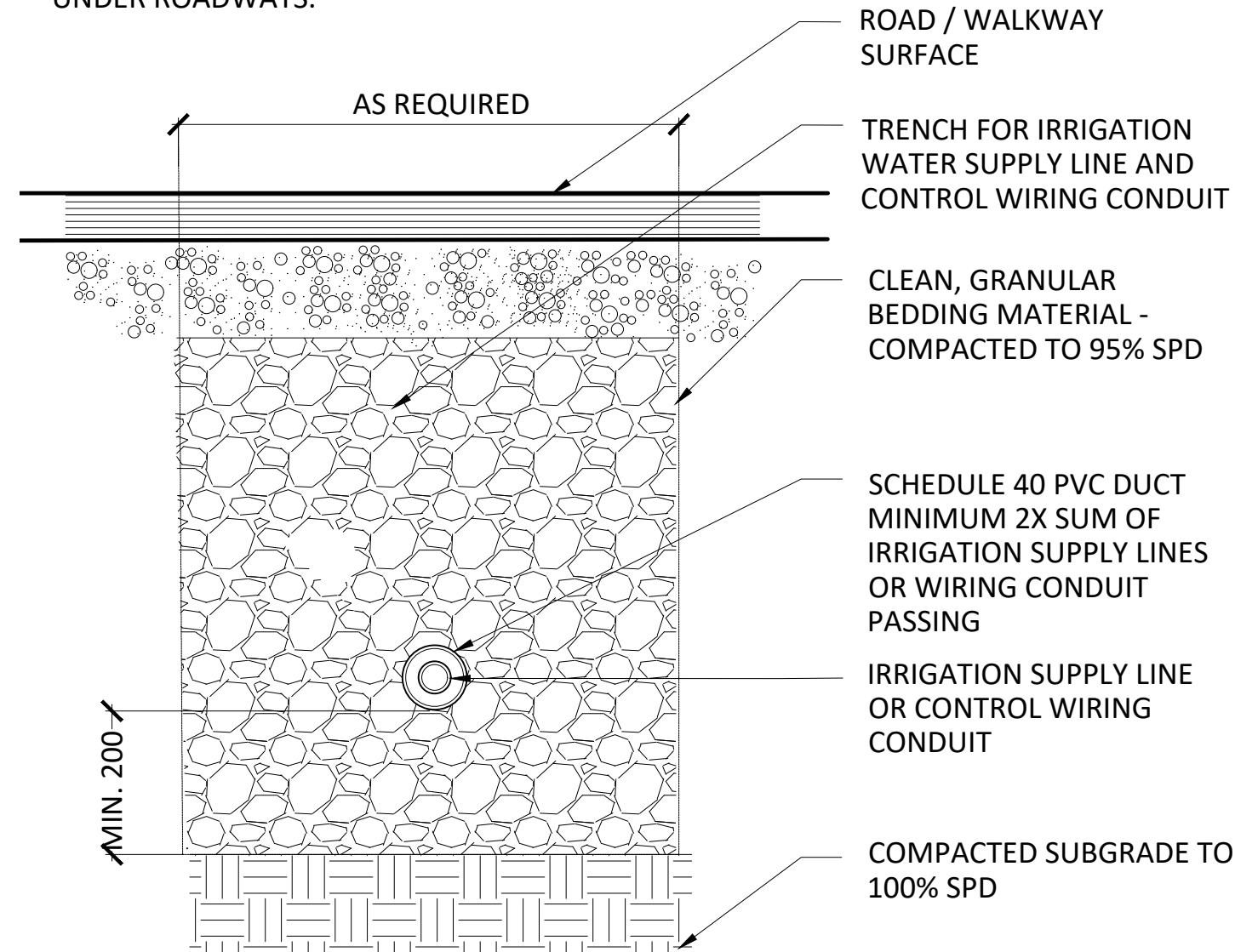
Drawing No.
L8.1

Drawn By
LB

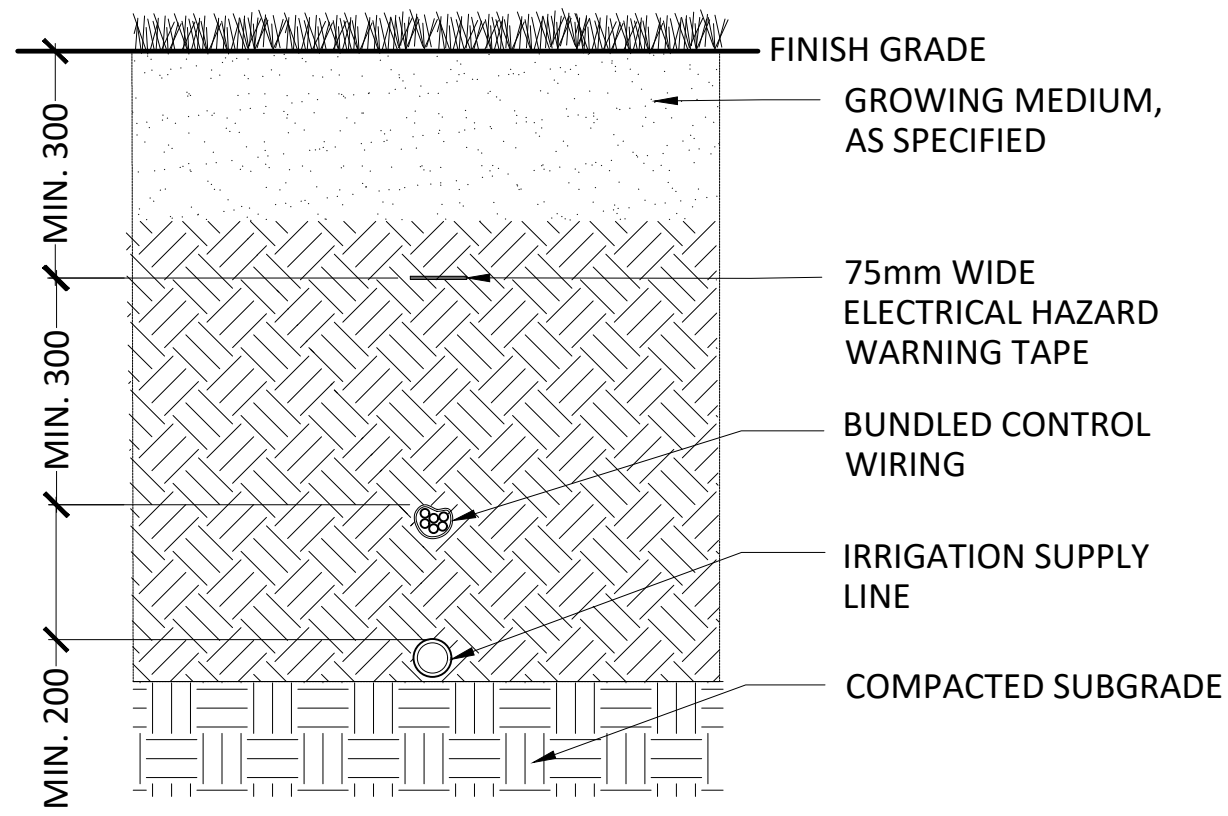
Checked
HR

NOTES:

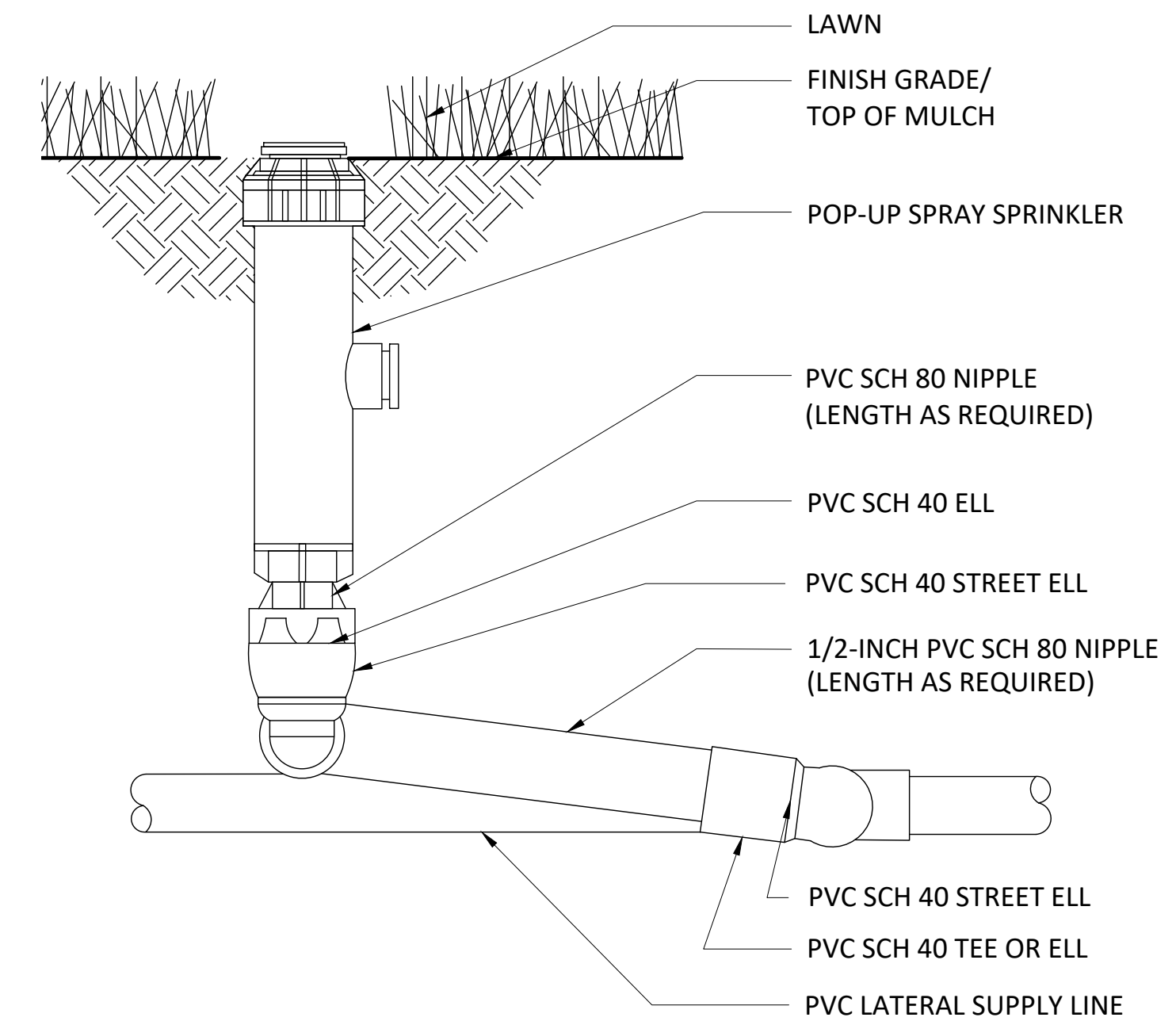
1. DUCTS TO HAVE MINIMUM 200MM COVER UNDER LANDSCAPE, MINIMUM 450MM COVER UNDER SIDEWALKS / WALKWAYS AND MINIMUM 600MM COVER UNDER ROADWAYS.



1 IRRIGATION TRENCH UNDER PAVING - SECTION
SCALE: 1:10



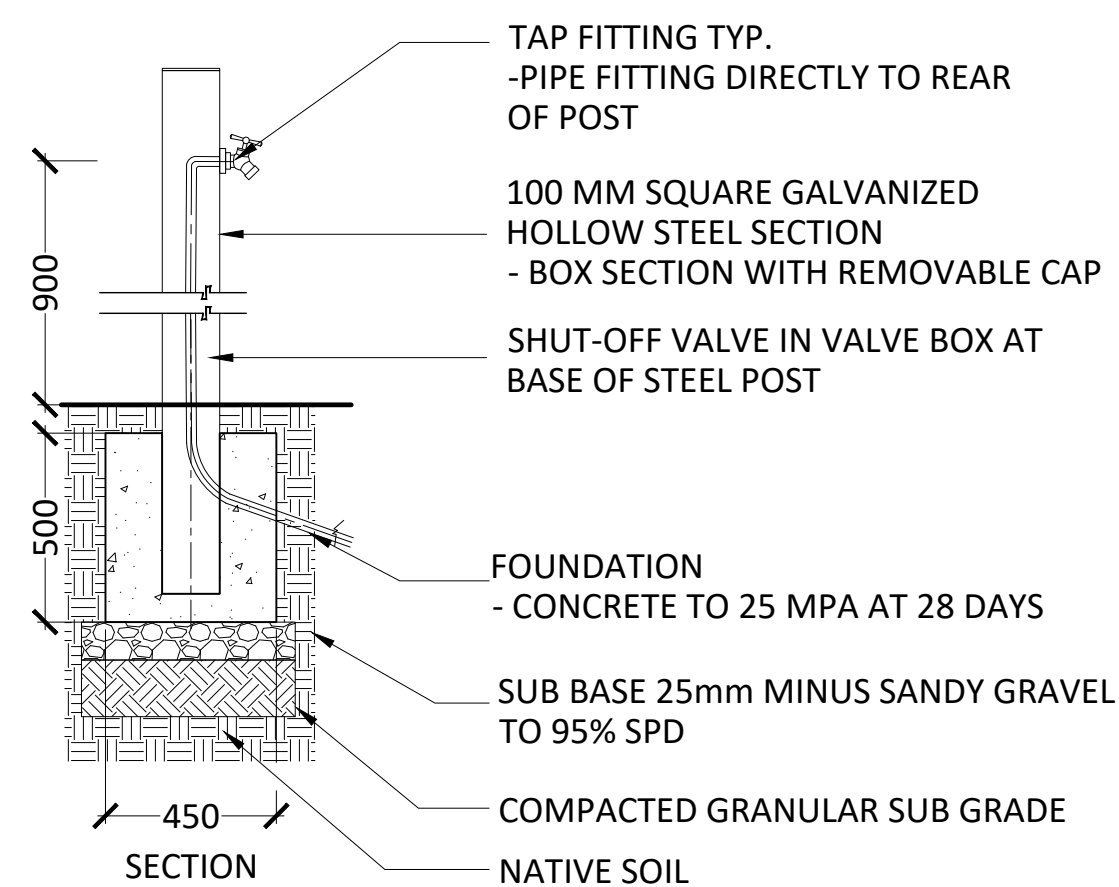
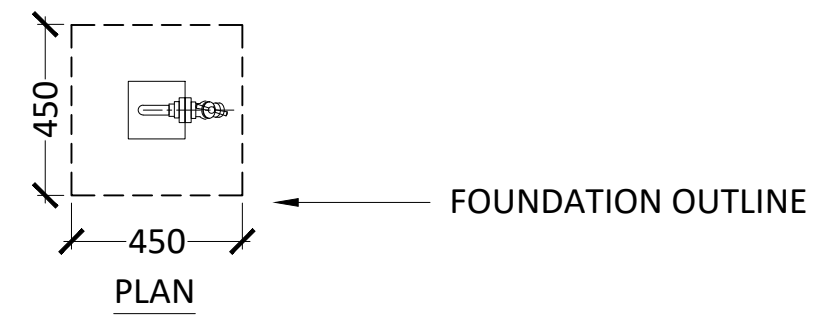
2 TYPICAL TRENCH - SECTION
SCALE: 1:10



3 TYPICAL ROTOR POP-UP IRRIGATION HEAD
SCALE: 1:10

NOTES:

- HOSE BIB FITTING SUBJECT TO APPROVAL BY THE CONTRACT ADMINISTRATOR
- CONTRACTOR TO SUBMIT SHOP DRAWINGS FOR APPROVAL BY CA.



PRECEDENT IMAGE

4 STANDPIPE
SCALE: 1:20

Revisions

No.	Date	Status	By
1	OCT. 21, 2022	ISSUED FOR 50% REVIEW	LB
2	DEC. 9, 2022	ISSUED FOR 90% REVIEW	LB
3	MAR. 24, 2023	ISSUED FOR TENDER	LB
4	MAY 12, 2023	ISSUED FOR TENDER - UPDATE	LB

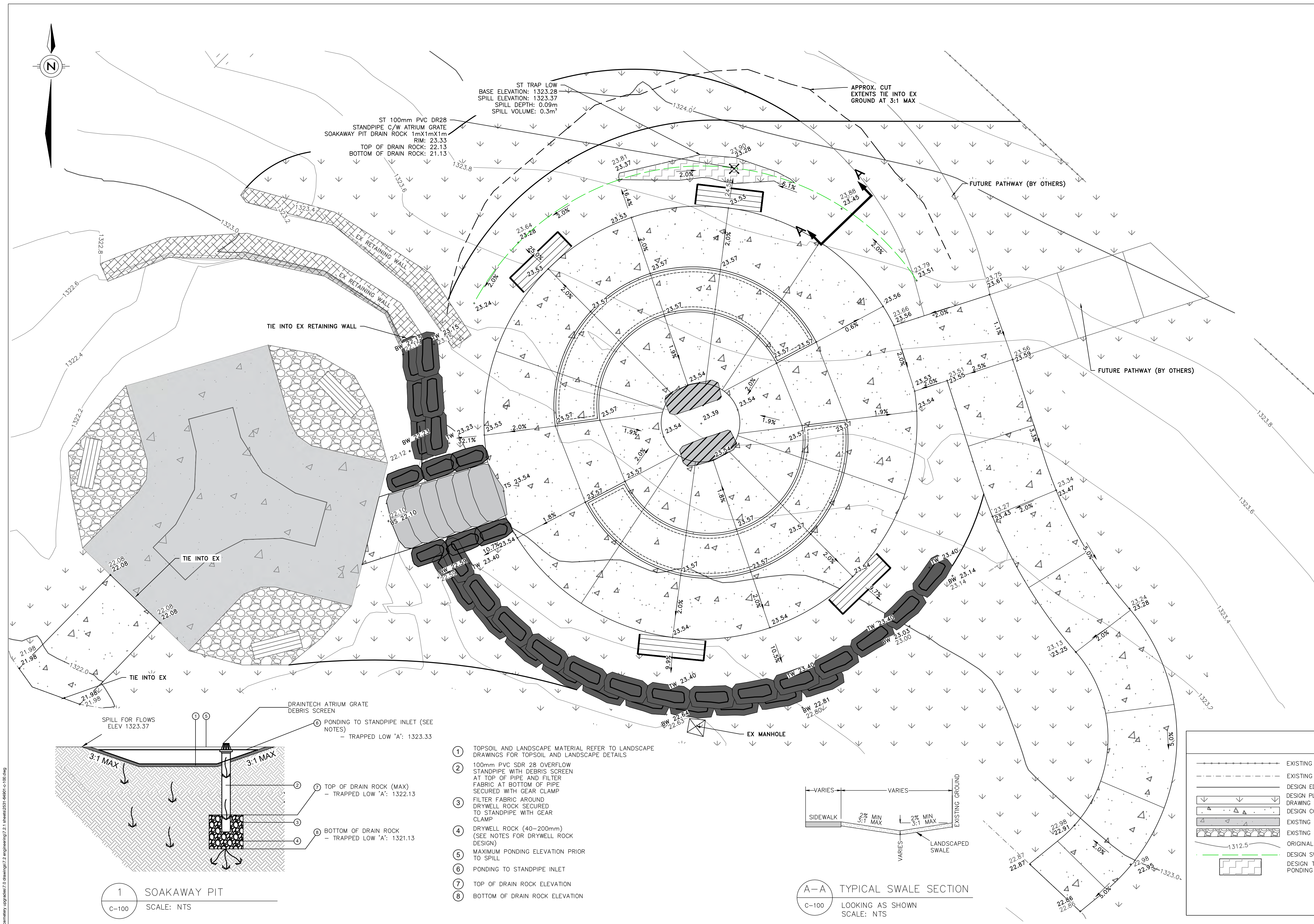
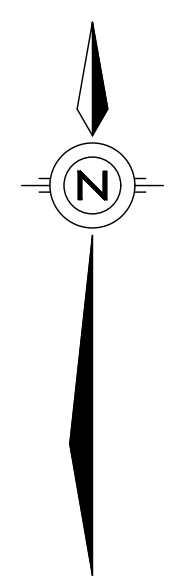
ISSUED FOR TENDER
NOT FOR CONSTRUCTION



Project
CANMORE CEMETERY FINAL DESIGN AND NEW COLUMBARIUM

Drawing Title
DETAILS IRRIGATION

Date OCTOBER, 2022	ELAC Project No. 21-816
Scale (On 22 x 34 Inch Sheet) As Noted	Drawing No. L8.2
Drawn By LB	
Checked HR	

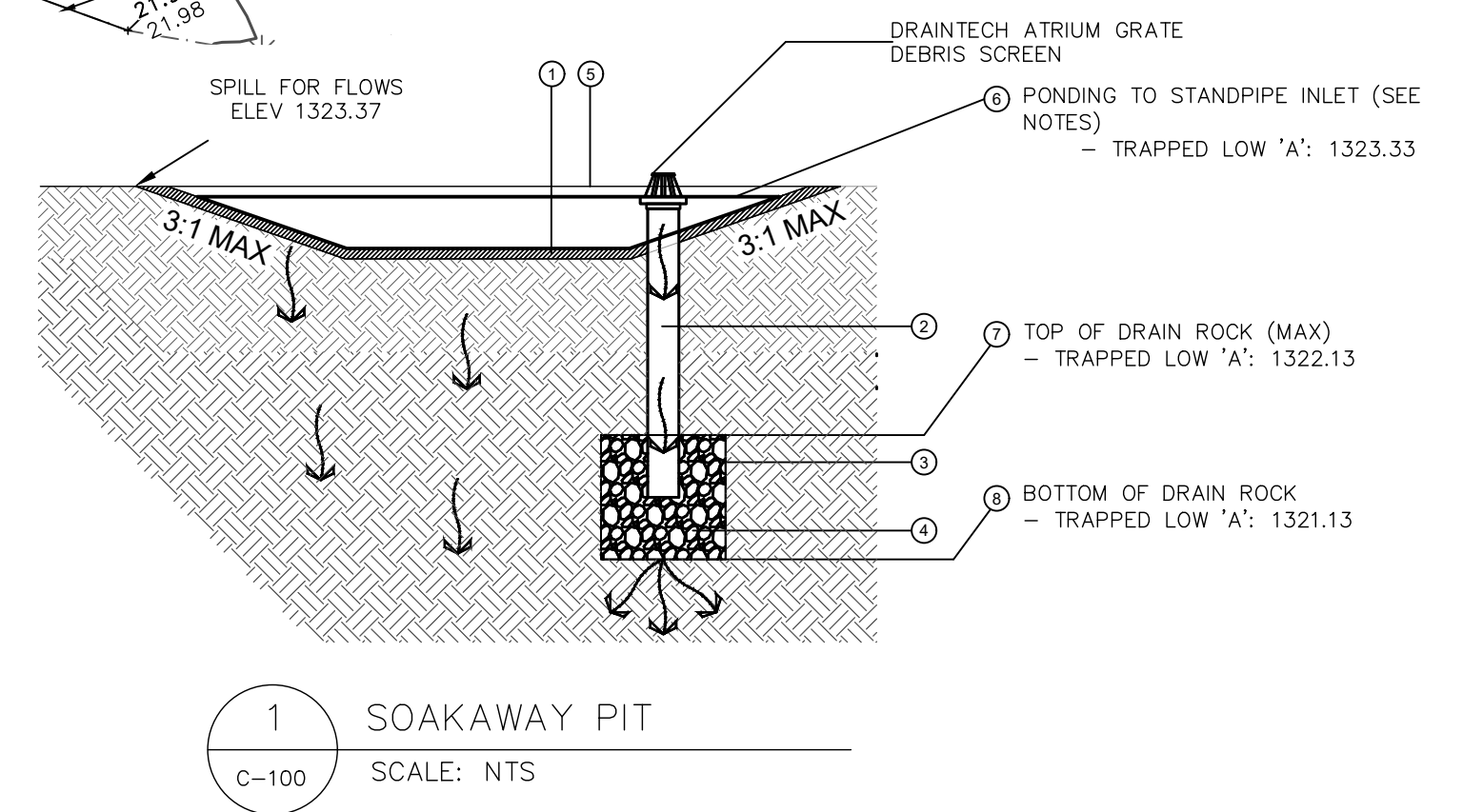
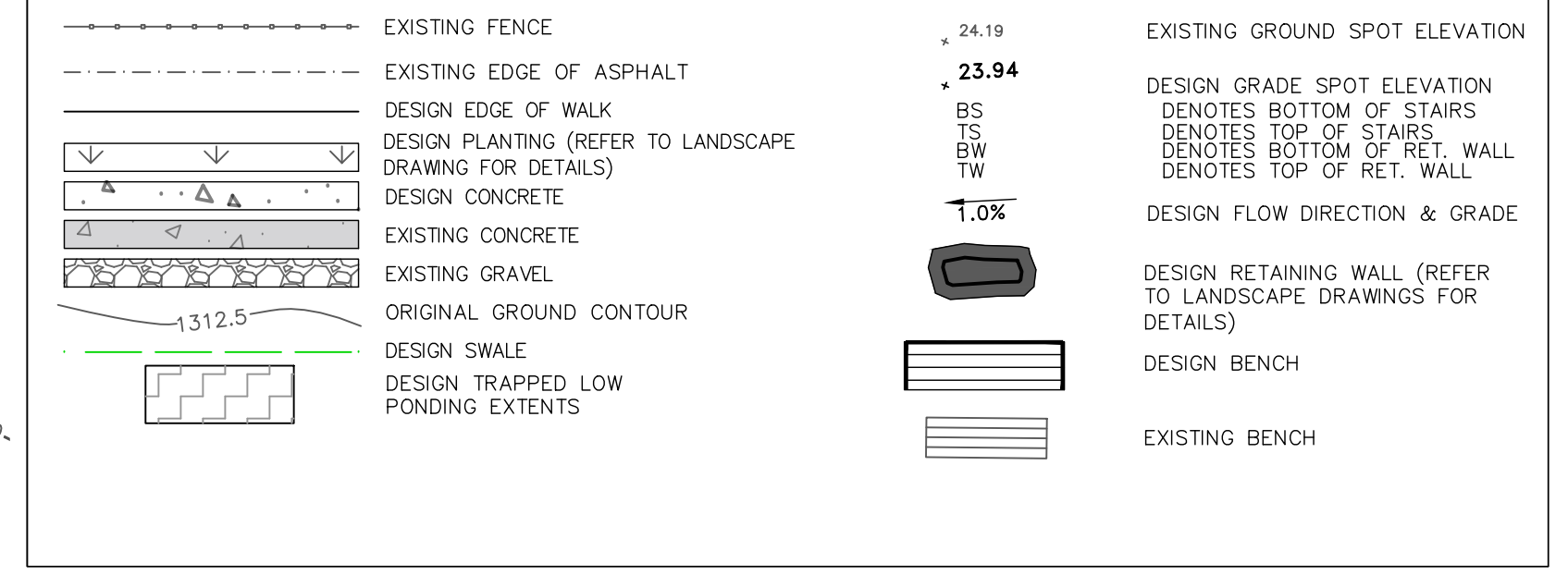


NOTES

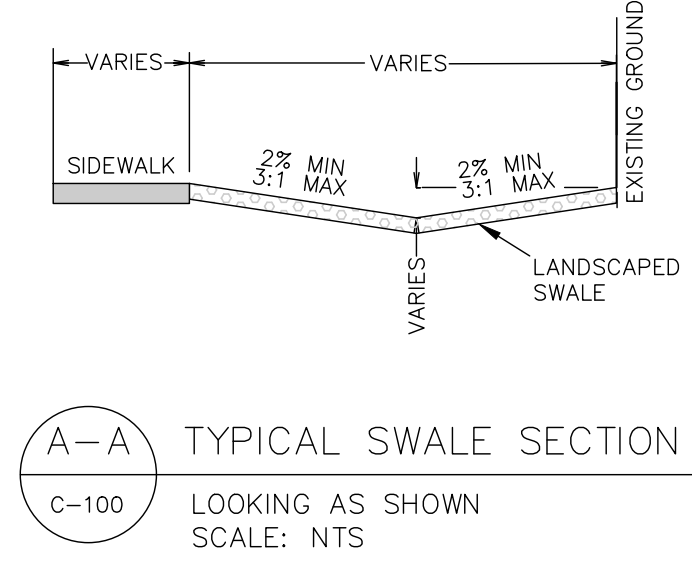
- 1) ALL INSTALLATIONS AND MATERIALS SHALL BE AS PER CURRENT TOWN OF CANMORE AND ALBERTA ENVIRONMENT SPECIFICATIONS.
- 2) ALL ELEVATIONS ARE PREPARED BY 1300m GEODETIC.
- 3) ALL EXISTING ROADS AND GROUND AREAS INCLUDING LANDSCAPING, CULVERTS AND DRIVEWAYS THAT ARE DISTURBED DURING CONSTRUCTION OR BY CONSTRUCTION ACTIVITIES ARE TO BE RETURNED TO PRE-CONSTRUCTION CONDITION OR BETTER AFTER CONSTRUCTION IS COMPLETE.
- 4) THE CONTRACTOR IS WARNED THAT CONFLICTS WITH EXISTING UTILITY SERVICES MAY EXIST INCLUDING SHALLOW UTILITIES, CULVERTS, SUBDRAINS, ROOF DRAINS, IRRIGATION LINES, WATER AND SEWER LINES, STREET LIGHT ELECTRIC SERVICE LINES, AND OTHERS. PRIOR TO BEGINNING ANY CONSTRUCTION, THE CONTRACTOR SHALL CONTACT ALL APPROPRIATE UTILITY COMPANIES FOR LINE LOCATIONS, AND CONTRACTOR SHALL THEN LOCATE ALL UTILITIES (INCLUDING DEPTH). McELHANNEY LTD. ASSUMES NO RESPONSIBILITY FOR UTILITY LOCATIONS. ANY CONFLICTS WITH THE CONSTRUCTION SHALL BE BROUGHT TO THE ATTENTION OF THE ENGINEER SO THAT MINOR LINE OR GRADE CHANGES CAN BE MADE TO ELIMINATE ANY CONFLICTS WITH THESE EXISTING UTILITIES. ALL EXISTING UTILITIES SHALL BE PROTECTED FROM DAMAGE BY THE CONTRACTOR. UTILITIES THAT ARE DAMAGED BY THE CONTRACTOR SHALL BE REPAIRED BY THE CONTRACTOR AT NO EXPENSE TO THE OWNER OR ENGINEER.
- 5) THE CONTRACTOR IS TO CONTACT THE CONSULTANT FOR ANY REQUIRED INSPECTIONS. THE CONSULTANT IS TO CONTACT THE TOWN OF CANMORE TO INFORM THE TOWN OF ANY WORK. THE CONTRACTOR IS TO NOTIFY THE CONSULTANT 24 HOURS IN ADVANCE OF ANY WORK OR INSPECTIONS. THE CONTRACTOR IS RESPONSIBLE FOR ANY MUNICIPAL PERMITS REQUIRED TO COMPLETE WORK WITHIN THE PUBLIC RIGHT OF WAY.
- 6) SAFETY IS THE RESPONSIBILITY OF THE CONTRACTOR. THE ENGINEER IS NOT RESPONSIBLE FOR SAFETY IN, ON, OR ABOUT THE PROJECT SITE, NOR FOR COMPLIANCE BY THE APPROPRIATE PARTY WITH ANY REGULATIONS RELATING THERETO.
- 7) TRAFFIC CONTROL DURING CONSTRUCTION IS THE RESPONSIBILITY OF THE CONTRACTOR.
- 8) IF ANY GROUNDWATER IS ENCOUNTERED, THE CONTRACTOR SHALL CONTACT THE ENGINEER IMMEDIATELY.
- 9) THE CONTRACTOR SHALL MAINTAIN EXISTING DRAINAGE CHANNELS, CULVERTS AND APPURTENANCES DURING CONSTRUCTION AS NECESSARY TO PROTECT ROADS AND PROPERTY.
- 10) NO SILT LADEN WATER SHALL BE ALLOWED TO FLOW FROM SITE. THE CONTRACTOR SHALL BE RESPONSIBLE FOR ALL DAMAGES INCURRED CAUSED BY SILT LADEN WATER LEAVING THE SITE.
- 11) THE CONTRACTOR SHALL MAINTAIN ACCESS TO FIRE HYDRANTS AND WATER CONNECTIONS THROUGHOUT CONSTRUCTION.
- 12) NO TREES ARE TO BE REMOVED UNLESS DIRECTED BY ENGINEER.
- 13) APPLICABILITY OF NATIVE MATERIAL FOR CONSTRUCTION TO BE CONFIRMED BY A GEOTECHNICAL ENGINEER PRIOR TO CONSTRUCTION.
- 14) ANY EXISTING VALVES OR MANHOLES WITHIN THE LIMIT OF CONSTRUCTION TO BE RESET TO PROPOSED GRADES. VALVES MAY REQUIRE NEW ROADS TO MEET TOWN SPECIFICATIONS FOR HEIGHT TO FINISHED GRADE.
- 15) ANY ROADS/SPACES IMPACTED BY CONSTRUCTION TO BE REINSTALLED IN THE SAME LOCATION AND AT THE SAME SIGN HEIGHT AS PRE-CONSTRUCTION. TEMPORARY SIGNAGE MAINTENANCE DURING CONSTRUCTION IS THE RESPONSIBILITY OF THE CONTRACTOR.
- 16) ALL NEW BERMS AND LANDSCAPED AREAS DISTURBED BY CONSTRUCTION TO BE TOPSOILED AS PER TOWN OF CANMORE LANDSCAPING STANDARDS.
- 17) ALL CONCRETE FOR SURFACEWORKS TO BE SYNTHETIC FIBRE REINFORCED AS PER ASTM C1116, 4.1.3, TYPE III AND SHALL BE SYNTHETIC FIBRE REINFORCED AS PER ASTM C1116, 4.1.3, TYPE III AND SHALL BE OLEFIN MACRO FIBRES. FIBRE CONTENT TO BE 1-2KG/m³ WITH FIBRE LENGTH 38-50mm.

- FIELD REVIEWS BY McELHANNEY LTD. (McELHANNEY):
- 1) McELHANNEY ASSUMES NO RESPONSIBILITY FOR FIELD REVIEWS OF THE CONSTRUCTION OR VERIFICATION OF THE CONSTRUCTION UNLESS EXPRESSLY RETAINED TO DO SO.
 - 2) McELHANNEY CAN PROVIDE FIELD REVIEWS ONLY FOR THE WORK SHOWN ON THESE DRAWINGS. FIELD REVIEWS BY McELHANNEY ARE PERIODIC AND AT THE SOLE DISCRETION OF McELHANNEY TO ASCERTAIN THAT THE WORK IS IN GENERAL CONFORMANCE WITH THE DESIGN DRAWINGS AND SUPPORTING DOCUMENTS.
 - 3) FIELD REVIEWS BY McELHANNEY ARE NOT FOR THE CONTRACTOR'S BENEFIT NOR DOES IT MAKE McELHANNEY GUARANTORS OF THE CONTRACTOR'S WORK. IT REMAINS THE CONTRACTOR'S RESPONSIBILITY TO BUILD THE WORK IN CONFORMANCE WITH THE CONTRACT DOCUMENTS, APPLICABLE CODES, STANDARDS, AND GUIDELINES; MANUFACTURER'S RECOMMENDATIONS; AND ANY OTHER RELEVANT REQUIREMENTS.
 - 4) McELHANNEY WILL NOT BE RESPONSIBLE FOR THE ACTS OR OMISSIONS OF THE CONTRACTOR, SUB-CONTRACTOR, OR ANY OTHER PERSONS PERFORMING ANY OF THE WORK FOR THE FAILURE OF ANY OF THEM TO CARRY OUT THE WORK IN ACCORDANCE WITH THE CONTRACT DOCUMENTS, APPLICABLE CODES, STANDARDS, AND GUIDELINES; MANUFACTURER'S RECOMMENDATIONS; AND ANY OTHER RELEVANT REQUIREMENTS.
 - 5) IF McELHANNEY IS RETAINED FOR FIELD REVIEWS THEN THE CONTRACTOR IS TO PROVIDE 24HOURS NOTICE PRIOR TO THE REQUIRED REVIEW.

LEGEND



- 1) TOPSOIL AND LANDSCAPE MATERIAL REFER TO LANDSCAPE DRAWINGS FOR TOPSOIL AND LANDSCAPE DETAILS
- 2) 100mm PVC SDR 26 OVERFLOW STANDPIPE WITH DEBRIS SCREEN AT TOP OF PIPE AND FILTER FABRIC AT BOTTOM OF PIPE SECURED WITH GEAR CLAMP
- 3) FILTER FABRIC AROUND DRYWELL ROCK SECURED TO STANDPIPE WITH GEAR CLAMP
- 4) DRYWELL ROCK (40-200mm) (SEE NOTES FOR DRYWELL ROCK DESIGN)
- 5) MAXIMUM PONDING ELEVATION PRIOR TO SPILL
- 6) PONDING TO STANDPIPE INLET
- 7) TOP OF DRAIN ROCK ELEVATION
- 8) BOTTOM OF DRAIN ROCK ELEVATION



McElhanney
McElhanney Ltd.
#203, 502 Bow Valley Trail
CANMORE AB, T1W 1N9
PH (403) 609-3992
www.mcelhanney.com

THIS DRAWING AND DESIGN IS THE PROPERTY OF McELHANNEY LTD. (McELHANNEY) AND SHALL NOT BE USED, REUSED OR REPRODUCED WITHOUT THE CONSENT OF McELHANNEY.
McELHANNEY WILL NOT BE HELD RESPONSIBLE FOR THE IMPROPER OR UNAUTHORIZED USE OF THIS DRAWING AND DESIGN.
THIS DRAWING AND DESIGN HAS BEEN PREPARED FOR THE CLIENT IDENTIFIED, TO MEET THE STANDARDS AND REQUIREMENTS OF THE APPLICABLE PUBLIC AGENCIES AT THE TIME OF PREPARATION.
McELHANNEY, ITS EMPLOYEES, SUBCONSULTANTS AND AGENTS WILL NOT BE LIABLE FOR ANY LOSSES OR OTHER CONSEQUENCES RESULTING FROM THE USE OR REUSE, MODIFICATION, OR ANY CHANGES MADE TO THIS DRAWING, BY ANY THIRD PARTY, INCLUDING CONTRACTORS, SUPPLIERS, CONSULTANTS AND STAKEHOLDERS, OR THEIR EMPLOYEES OR AGENTS, WITHOUT McELHANNEY'S PRIOR WRITTEN CONSENT.
INFORMATION ON EXISTING UNDERGROUND FACILITIES MAY NOT BE COMPLETE OR ACCURATE. McELHANNEY, ITS EMPLOYEES AND DIRECTORS ARE NOT RESPONSIBLE NOR LIABLE FOR THE LOCATION OF ANY UNDERGROUND CONDUITS, PIPES, CABLES OR OTHER FACILITIES, WHETHER SHOWN OR OMITTED FROM THIS PLAN. PRIOR TO CONSTRUCTION CONTRACTOR SHALL EXPLORE LOCATIONS OF ALL EXISTING FACILITIES BY HAND DIGGING OR HYDROWAC AND ADVISE THE ENGINEER OF POTENTIAL CONFLICTS.

PERMIT TO PRACTICE
McELHANNEY LTD.
RM SIGNATURE: [Signature]
RM APEGA ID #: 82382
DATE: 2023-02-02
PERMIT NUMBER: P006383
The Association of Professional Engineers and Geoscientists of Alberta (APEGA)

PROFESSIONAL ENGINEER ALBERTA
GRAND D. KRAMER
236884
2023-01-31

PB	31	01	23	ISSUED FOR TENDER	GT	CC	GK
PA	16	12	22	ISSUED FOR 90% REVIEW	KB	CC	GK
REV	D	M	Y	DESCRIPTION	DPS	CHK	ENG
CONSULTANT:				CONSULTANT FILE NUMBER:			
McELHANNEY LTD.				2531-64901			

DRAWN: KB
DATE: NOV 22
SCALE: 1:50
APPROVED:

LEES AND ASSOCIATES
CANMORE CEMETERY CREMATION GARDEN
SURFACEWORKS AND GRADING
PLAN
SHEET NO: 2531-64901-C-100
TOWN FILE NO:

DATE: 2023-11-04 10:46 AM BY: [Name]
FILE: C:\Projects\2531-64901-C-100\Drawings\2531-64901-C-100.dwg

STRUCTURAL NOTES

GENERAL

- ALL CONSTRUCTION IS TO CONFORM TO THE NATIONAL BUILDING CODE - ALBERTA EDITION (2019).
- ALL REFERENCES TO CONSTRUCTION STANDARDS NOTED ON THESE DRAWINGS REFER TO THE LATEST REVISED ISSUE.
- THE DRAWING PREPARED BY McELHANNEY LTD. (McELHANNEY) ARE INTENDED FOR STRUCTURAL REQUIREMENTS OF THIS PROJECT ONLY. ALL OTHER ASPECTS ASSOCIATED WITH THIS PROJECT WHICH INCLUDE, BUT ARE NOT LIMITED TO, ARCHITECTURAL, CIVIL, GEOTECHNICAL, OCCUPANT SAFETY AND ACCESSIBILITY ARE TO BE DESIGNED, SPECIFIED AND APPROVED BY OTHERS AND ARE CONSIDERED BEYOND McELHANNEY SCOPE OF WORK.
- STRUCTURAL ELEMENTS PRESENTED ON THESE DRAWINGS ARE FOR PERMANENT STRUCTURE AND FOUNDATIONS ONLY. THE CONTRACTOR IS RESPONSIBLE FOR ALL TEMPORARY AND CONSTRUCTION BRACING AND SUPPORT INCLUDING GEOTECHNICAL REQUIREMENTS UNTIL THE PROJECT IS COMPLETED.
- REFER TO ARCHITECTURAL AND CIVIL DRAWINGS AND SPECIFICATIONS FOR DIMENSIONS, GRADES, ETC. GRADES, ELEVATIONS AND SLOPES SHOWN ON STRUCTURAL DRAWINGS ARE FOR REFERENCE ONLY AND MUST BE CONFIRMED WITH ARCHITECTURAL DRAWINGS AND/OR SITE CONDITIONS PRIOR TO CONSTRUCTION.
- THE CONTRACTOR IS RESPONSIBLE FOR DIMENSIONS TO BE CONFIRMED AND CORRELATED AT THE JOB SITE. FOR INFORMATION THAT PERTAINS SOLELY TO FABRICATION PROCESSES OR TO TECHNIQUES OF CONSTRUCTION AND INSTALLATION AND FOR COORDINATION OF THE WORK OF ALL SUB-TRADES.

REFERENCED DRAWINGS

- FOUNDATION LAYOUT AND STRUCTURAL SIZING IS BASED ON ARCHITECTURAL DESIGN DRAWINGS PREPARED BY LEES AND ASSOCIATES LANDSCAPE.
- McELHANNEY HAS RELIED ON THE ARCHITECTURAL DRAWING SET AS ACCURATE AND TRUE. McELHANNEY IS NOT RESPONSIBLE FOR ANY ERRORS/OMISSIONS ON THESE DRAWINGS AS A RESULT OF ERRORS OR SUBSEQUENT CHANGES TO THE ARCHITECTURAL DRAWING SET OR UNKNOWN SITE AND AS-BUILT CONDITIONS.
- IF CHANGES ARE MADE TO THE LAYOUT OF THE STRUCTURES, OR SITE CONDITIONS VARY FROM ASSUMED, OR THE ASSUMED LOAD PATHS ARE ALTERED, THE ARCHITECT AND STRUCTURAL ENGINEER SHOULD BE NOTIFIED SUCH THAT CHANGES CAN BE MADE TO THE DESIGN IF REQUIRED.
- McELHANNEY HAS ASSUMED THAT THE SUPPLIED SHED BUILDING WAS DESIGNED AND CONSTRUCTED TO BUILDING CODE REQUIREMENTS AT THE TIME OF CONSTRUCTION AND McELHANNEY HAS NOT REVIEWED THE STRUCTURAL COMPLETENESS OF THE SHED BUILDING STRUCTURE AS SUCH McELHANNEY ACCEPTS NO RESPONSIBILITY FOR THE STRUCTURAL COMPETENCY AND STABILITY OF THE EXISTING STRUCTURE.

FIELD REVIEWS BY McELHANNEY LTD.

- McELHANNEY ASSUMES NO RESPONSIBILITY FOR FIELD REVIEWS OF THE CONSTRUCTION OR VERIFICATION OF THE CONSTRUCTION UNLESS EXPRESSLY RETAINED TO DO SO.
- McELHANNEY LTD. (McELHANNEY) PROVIDE FIELD REVIEWS ONLY FOR THE WORK SHOWN ON THESE DRAWINGS. FIELD REVIEWS BY McELHANNEY ARE PERIODIC AND AT THE SOLE DISCRETION OF McELHANNEY IN ORDER TO ASCERTAIN THAT THE WORK IS IN GENERAL CONFORMANCE WITH THE DESIGN DRAWINGS AND SUPPORTING DOCUMENTS.
- FIELD REVIEWS BY McELHANNEY ARE NOT FOR THE CONTRACTORS BENEFIT NOR DOES IT MAKE McELHANNEY GUARANTORS OF THE CONTRACTORS WORK. IT REMAINS THE CONTRACTORS RESPONSIBILITY TO BUILD THE WORK IN CONFORMANCE WITH THE CONTRACT DOCUMENTS.
- McELHANNEY WILL NOT BE RESPONSIBLE FOR THE ACTS OR OMISSIONS OF THE CONTRACTOR, SUB-CONTRACTOR, OR ANY OTHER PERSONS PERFORMING ANY OF THE WORK OR FOR THE FAILURE OF ANY OF THEM TO CARRY OUT THE WORK IN ACCORDANCE WITH THE CONTRACT DOCUMENTS.
- IF McELHANNEY IS RETAINED FOR FIELD REVIEWS THEN THE CONTRACTOR IS TO PROVIDE 24 HOUR NOTICE PRIOR TO CONCRETE POURS AND BEFORE ENCLOSING FRAMING ELEMENTS. FIELD REVIEWS ARE TO BE SCHEDULED AND TO BE CARRIED OUT DURING NORMAL BUSINESS HOURS UNLESS SPECIAL ARRANGEMENTS ARE MADE WITH McELHANNEY.

DESIGN STANDARDS:

- ALL STRUCTURAL COMPONENTS ARE TO BE DESIGNED AND FABRICATED IN ACCORDANCE WITH PART 4 OF THE NATIONAL BUILDING CODE - ALBERTA EDITION (2019), CSA S16, CSA 086., TYPIC PROCEDURES AND LOCAL BYLAWS.
- DESIGN LOADINGS:

SNOW		SEISMIC DATA	
S _s = 3.2 kPa	S _a (0.2) = 0.278		
S _r = 0.1 kPa	S _a (0.5) = 0.183		
I _s = 1.0	S _a (1.0) = 0.098		
	S _a (2.0) = 0.046		
	PGA = 0.128		
	SOIL SITE CLASSIFICATION = D		
	I _e = 1.0		

GEOTECHNICAL INFORMATION

- REFER TO THE GEOTECHNICAL REPORT PREPARED BY TAYLOR GEOTECHNICAL LTD. (DATED AUGUST 16, 2022, GEOTECHNICAL INVESTIGATION FOR GREENFIELD PARCEL AT GAMMORE CEMETERY PALISER TRAIL, CANMORE, AB, TGL FILE 2022-046) FOR SOIL CONDITIONS TO BE EXPECTED ON THIS SITE.
- IT IS THE RECOMMENDATION OF McELHANNEY LTD. THAT THE OWNER RETAIN A QUALIFIED GEOTECHNICAL ENGINEER TO MONITOR PILE INSTALLATION AND CONFIRM THE SUITABILITY OF THE ACTUAL GEOTECHNICAL CONDITIONS AND RECOMMENDATIONS FOR THIS PROJECT.

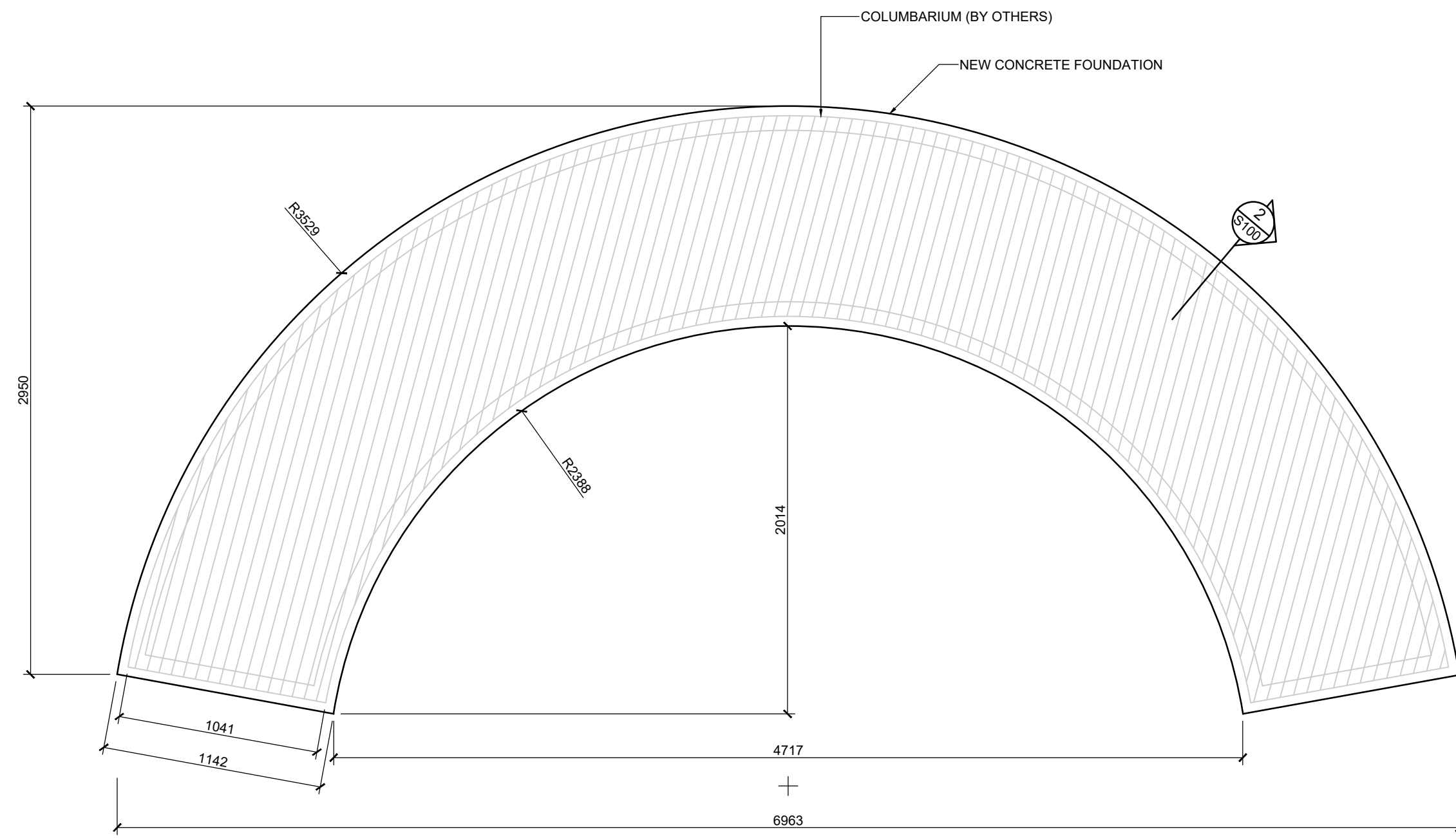
CONCRETE

- PREPARATION, PLACING AND FINISHING OF CONCRETE IS TO CONFORM TO CSA A23.1.
- TESTING OF CONCRETE IS TO CONFORM TO CSA A23.2. THE MINIMUM NUMBER OF TESTS IS NOT TO BE LESS THAN ONE (1) COMPRESSIVE STRENGTH, SLUMP AND AIR TEST FOR EACH CONCRETE ELEMENT (FOOTINGS, FOUNDATIONS AND SLABS). IN ADDITION:
 - COMPRESSIVE STRENGTH TESTING FREQUENCY IS TO BE FOR ONE (1) TEST PER DAY FOR CONCRETE OF A SINGLE MIX DESIGN AND FOR EVERY 100 CUBIC METERS PLACED.
 - AIR CONTENT TEST FREQUENCY FOR CONCRETE CLASSES F1, C-XL AND C1 IS TO BE ONE (1) TEST FOR EVERY LOAD OR BATCH.
- IT IS THE CONTRACTORS RESPONSIBILITY TO COORDINATE THE TESTING SCHEDULE AND TIMING WITH THE TESTING AGENCY.
- IF A CONCRETE HARDENER IS SELECTED BY THE OWNER/ARCHITECT THEN THE AIR CONTENT OF THE CONCRETE IS TO BE COORDINATED WITH THE MANUFACTURER FOR COMPATIBILITY.
- CONCRETE PROPERTIES:

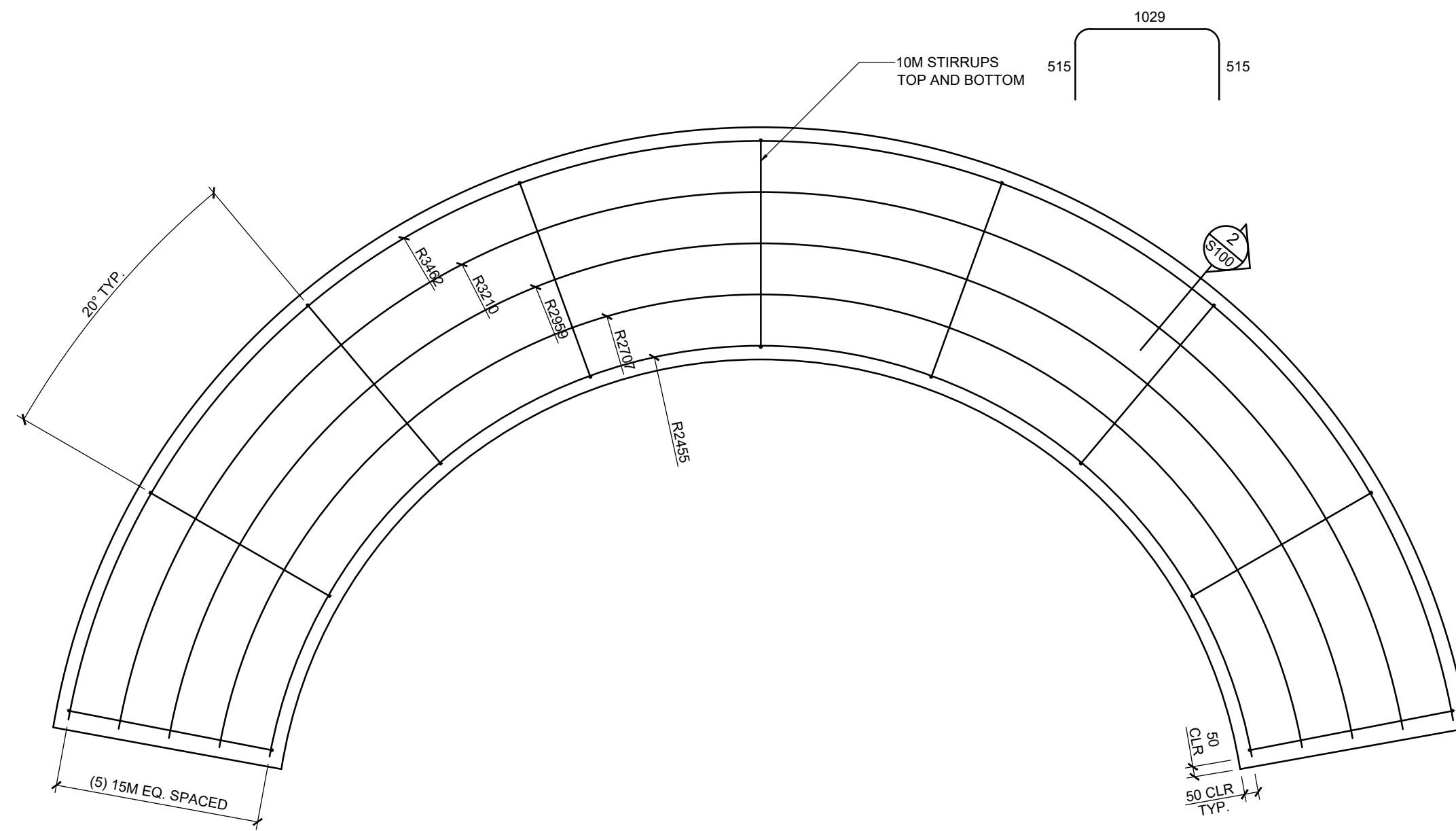
ITEM	28 DAY STRENGTH	EXPOSURE CLASS	W/C	AIR (%)	CEMENT TYPE	AGG. SIZE (mm)
FOOTINGS	25 Mpa	N	.55	4 - 7	GU	20
FOUNDATIONS	25 Mpa	F-2	.55	4 - 7	GU	20
INTERIOR SLAB	25 Mpa	N	.45	3 - 6	GU	20

REINFORCING

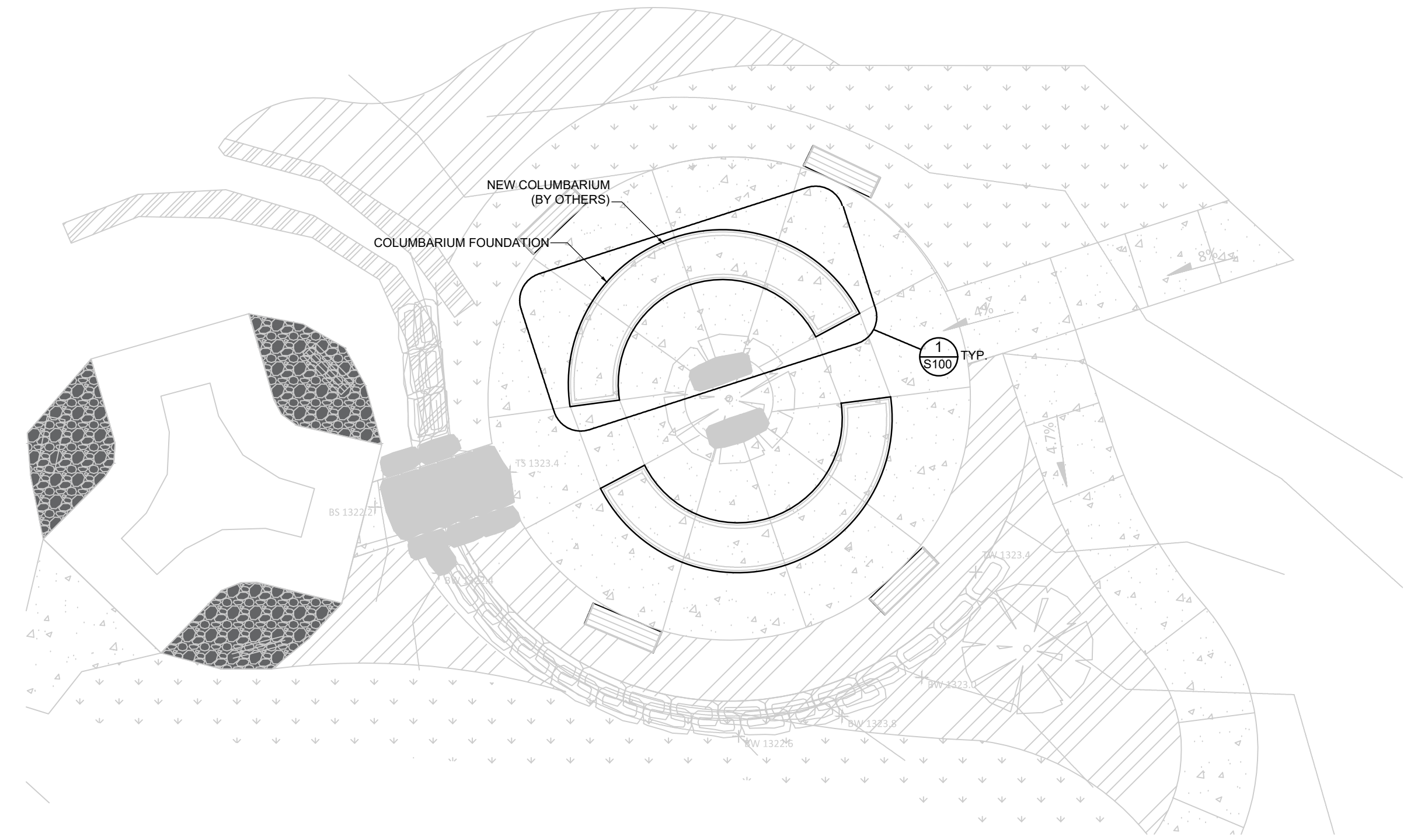
- REINFORCING STEEL IS TO CONFORM TO CSA G30.12M - GRADE 400 MPa.
- REINFORCING STEEL IS TO BE PLACED AS DETAILED TO 10mm TOLERANCE AND IS TO BE SUPPORTED BY PLASTIC SUPPORTS AND/OR HANGERS IN ACCORDANCE WITH CAN/CSA A23.1
- LAP ALL REINFORCING BAR SPLICES 32 BAR DIAMETERS MINIMUM UNLESS INDICATED OTHERWISE ON THE DRAWINGS.
- REINFORCING STEEL IS TO BE CLEAN, FREE OF CORROSION AND UNDAMAGED.
- DO NOT WELD BARS OR USE HEAT TO BEND REINFORCING STEEL.
- WELDED WIRE MESH IS TO CONFORM TO CSA G30.15.
- CONCRETE COVER OVER REINFORCEMENT IS TO BE:
 - SURFACE PLACED IN CONTACT WITH GROUND = 75mm
 - FORMED SURFACE EXPOSED TO GROUND OR WEATHER = 50mm



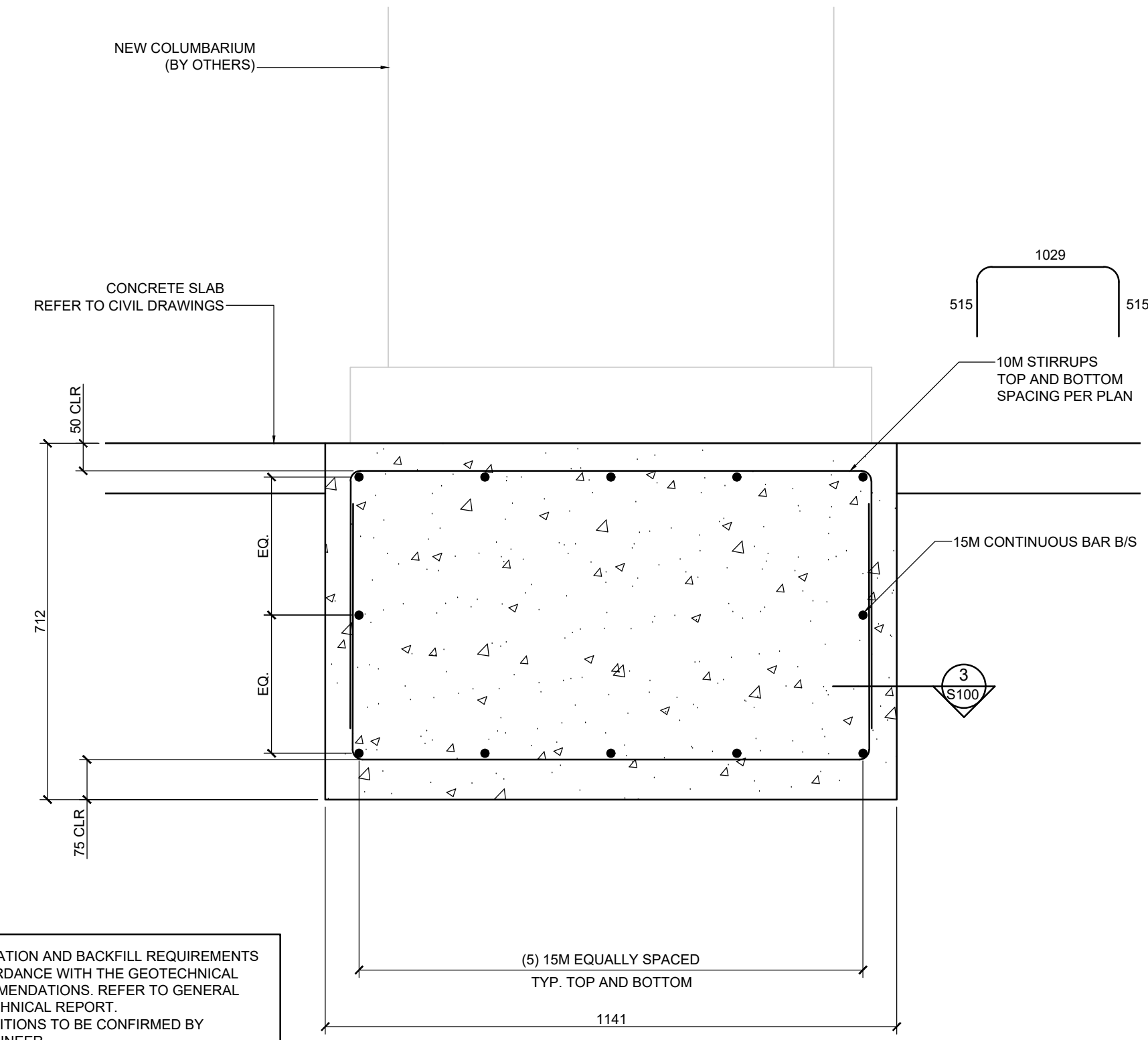
1 COLUMBARIUM FOUNDATION PLAN
SCALE: 1:25



3 FOUNDATION REINFORCEMENT PLAN
SCALE: 1:25



A SITE PLAN
SCALE: 1:100



2 COLUMBARIUM FOUNDATION SECTION
SCALE: 1:10

CONTRACTOR'S NOTE:
DIMENSIONS SHOWN ON THE STRUCTURAL DRAWINGS ARE FOR REFERENCE ONLY. REFER TO ARCHITECTURAL PLANS FOR ALL DIMENSIONS AND REPORT ANY/ALL DISCREPANCIES TO THE ARCHITECT AND ENGINEER PRIOR TO CONSTRUCTION.

STRUCTURAL DRAWING LIST

Sheet No.	Description
S100	GENERAL NOTES AND COLUMBARIUM FOUNDATION DETAILS
S101	SHED FOUNDATION PLANS, SECTIONS AND DETAILS

Rev	Date	Description	Drawn	Design	App'd
0	FEB 01, 2023	ISSUED FOR TENDER	JB	JB	SB
A	DEC 16, 2022	ISSUED FOR REVIEW	JB	JB	SB

THIS DRAWING AND DESIGN IS THE PROPERTY OF McELHANNEY LTD. (McELHANNEY) AND SHALL NOT BE USED, REUSED OR REPRODUCED WITHOUT THE CONSENT OF McELHANNEY. McELHANNEY WILL NOT BE HELD RESPONSIBLE FOR THE IMPROPER OR UNAUTHORIZED USE OF THIS DRAWING AND DESIGN.

THIS DRAWING AND DESIGN HAS BEEN PREPARED FOR THE CLIENT IDENTIFIED. TO MEET THE STANDARDS AND REQUIREMENTS OF THE APPLICABLE PUBLIC AGENCIES AT THE TIME OF PREPARATION.

McELHANNEY, ITS EMPLOYEES, SUBCONSULTANTS AND AGENTS WILL NOT BE LIABLE FOR ANY LOSSES OR OTHER CONSEQUENCES RESULTING FROM THE USE OR RELIANCE UPON, OR ANY CHANGES MADE TO, THIS DRAWING, BY ANY THIRD PARTY, INCLUDING CONTRACTORS, SUPPLIERS, CONSULTANTS AND STAKEHOLDERS, OR THEIR EMPLOYEES OR AGENTS, WITHOUT McELHANNEY'S PRIOR WRITTEN CONSENT.

THIS DRAWING IS PART OF A COMPLETE SET OF DRAWINGS AND IS TO BE READ IN CONJUNCTION WITH ALL SHEETS WITHIN THE DRAWING SET. REFER TO ALL SHEETS INCLUDING STRUCTURAL NOTES PROVIDED ON SHEET S100.

THIS DRAWING IS INTENDED FOR THE STRUCTURAL CONSTRUCTION OF THIS PARTICULAR PROJECT AND IS NOT INTENDED TO BE USED AS A RECORD DRAWING UNLESS SPECIFICALLY NOTED AS SUCH.

McELHANNEY RECOMMENDS THE OWNER ENGAGES ALL PROFESSIONAL ASPECTS FOR THIS PROJECT FOR ALL APPLICABLE DISCIPLINES INCLUDING BUT NOT LIMITED TO: ARCHITECTURAL, CIVIL, MECHANICAL, ELECTRICAL AND GEOTECHNICAL PROFESSIONS.

THE PROFESSIONAL SEAL APPLIED TO THESE DRAWINGS APPLIES ONLY TO THE STRUCTURAL ASPECT OF THIS PROJECT. OTHER ELEMENTS SHOWN ON THIS DRAWING IS FOR REFERENCE ONLY AND IS SPECIFIED BY OTHERS AND IS NOT WITHIN THE SCOPE OF WORK OF BY McELHANNEY.

McElhanney
McElhanney Ltd.

203-502 Bow Valley Trail
Canmore, AB
Canada, T1W 1N9
Tel (403) 609-3992

ORIGINAL DWG SIZE: ARCH D (24" x 36") - DO NOT SCALE THIS DRAWING

Permit to Practice

LEES & ASSOCIATES LANDSCAPE ARCHITECTS
509-318 HOMER STREET, VANCOUVER, BC, V6B 2V2

TOWN OF CANMORE CEMETERY UPGRADES
COLUMBARIUM AND SHED FOUNDATIONS
GENERAL NOTES AND COLUMBARIUM FDN DETAILS

Drawing No. **S100**

Sheet 1 of 2

Project Number 2531-64901

Rev. 0