

# 2023 Off-Site Levy Report

---



# Contents

---

Executive Summary ..... 1

Introduction and Background ..... 3

Off-Site Levy Receipts and Allocations ..... 5

Appendix 1: "Off-site levies received by each contributor and uses for each type of facility and infrastructure within each Benefiting Area for each capital project" ..... 10 <sup>1</sup>

Appendix 2: "Balances retained for each type of facility and infrastructure with each Benefiting Area" ..... 37 <sup>1</sup>

<sup>1</sup>Appendix pages are numbered separately

# Executive Summary

The Town of Canmore Off-Site Levy (OSL) process provides a legislated method for the Town of Canmore to recover capital costs incurred for eligible infrastructure and facilities required to support future development.

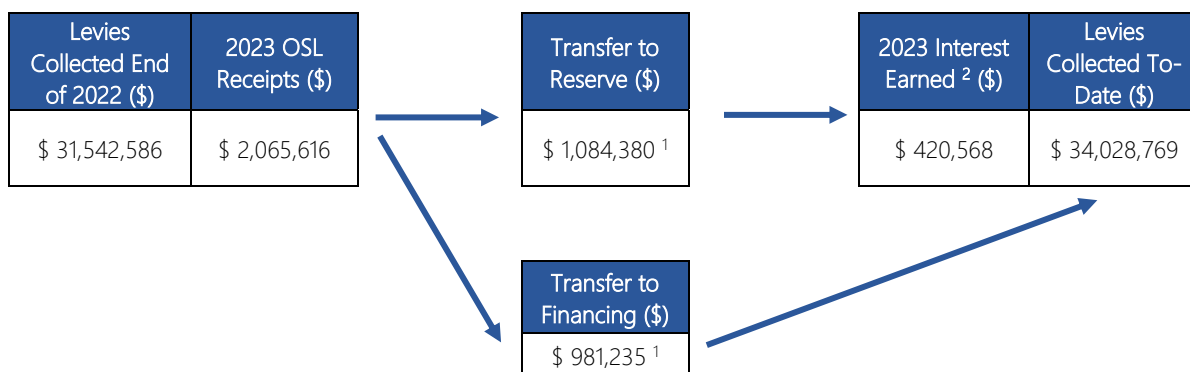
This 2023 Off-site Levy Annual Report (**Report**) is prepared in accordance with section 648.4 of the Municipal Government Act (**MGA**), which requires municipalities to provide full and open disclosure of all off-site levy costs and payments. Section 648.4(2) states a municipality must, on an annual basis, make publicly available a report on an off-site levy, which includes the information set out in s. 648.4(2)(a) – (c).

The purpose of this Report is to publicly report on the Town’s off-site levy and to provide the following information pursuant to section 648.4(2) of the MGA:

- a. Details of all off-site levies received by each contributor for each type of facility and infrastructure within each benefitting area (s. 648.4(2)(a));
- b. The uses for each type of facility and infrastructure within each benefitting area for each capital project (s. 648.4(2)(b)); and
- c. The balances retained for each type of facility and infrastructure within each benefitting area (s. 648.4(2)(c)).

The information within this report is for the 2023 year and pertains to the levies defined in the Town of Canmore’s Off-Site Levy Bylaw 2020-27.

The following summarizes how the off-site levies collected in 2023 were distributed:



<sup>1</sup> Numbers might not add up due to rounding.

<sup>2</sup> Interest Calculated using opening reserve balance (no front ending), project expenditures and collected receipts

The table below shows a breakdown of the Opening and Closing Reserve Balances retained for each type of facility and infrastructure.

Infrastructure / Facility	2022 Opening Reserve Balance (\$)	2023 Levies Collected (\$)	2023 Levies Spent (\$)	2023 Remaining for Reserve (\$)	2023 Additional Spent from Reserve (\$)	2023 Interest Earned (\$)	2023 Closing Reserve Balance (\$)
Water	2,918,323	491,128	137,958	353,170	0	158,710	3,430,203
Transportation	2,354,477	145,161	18,539	126,623	0	122,924	2,604,023
Storm <sup>1</sup>	519,522	176,932	67,390	109,541	0	29,948	659,012 <sup>1</sup>
Sanitary <sup>1</sup>	1,341,291	1,052,354	757,349	295,005	0	84,578	1,720,874 <sup>1</sup>
Fire <sup>1</sup>	380,923	200,041	0	200,041	0	24,408	605,372 <sup>1</sup>
<b>Total</b>	<b>\$ 7,514,536 <sup>2</sup></b>	<b>\$ 2,065,616</b>	<b>\$ 981,235</b>	<b>\$1,084,380</b>	<b>\$ 0</b>	<b>\$ 420,568</b>	<b>\$ 9,019,484 <sup>2</sup></b>

<sup>1</sup> Numbers might not add up due to rounding.

<sup>2</sup> The 2022 and 2023 reserve balance totals match the Town of Canmore 2023 Audited Financial Statements

# Introduction and Background

The Town of Canmore is a thriving and growing community. In order to allow for growth and development, the Town of Canmore is required to build new infrastructure. The development community contributes to these infrastructure costs through the payment of off-site levies. The Town of Canmore off-site levy process provides a legislated method for the Town of Canmore to recover capital costs incurred for eligible infrastructure and facilities required to support future development.

This is necessary because the Town of Canmore often needs to pay for large growth-related infrastructure projects much earlier than the development occurs. In contrast, the off-site levies are paid by developers as installments over time based on actual units developed.

This creates a long term, financially binding relationship between the Town of Canmore and the development community and as such, requires a consistent, fair, and transparent approach.

The MGA allows municipalities to charge and collect levies on eligible off-site infrastructure through a bylaw. The 2020 Off-Site Levy Bylaw was approved by Council on January 5, 2021. It was amended on March 5, 2024 (Off-Site Levy Bylaw Amendment 2024-01), with a primary focus on water and wastewater project requirements and budgets, as well as updated future development projections, interest and inflation costs.<sup>1</sup>

The capital infrastructure and facilities currently included in the Town of Canmore Off-Site Levy Bylaw are as follows:

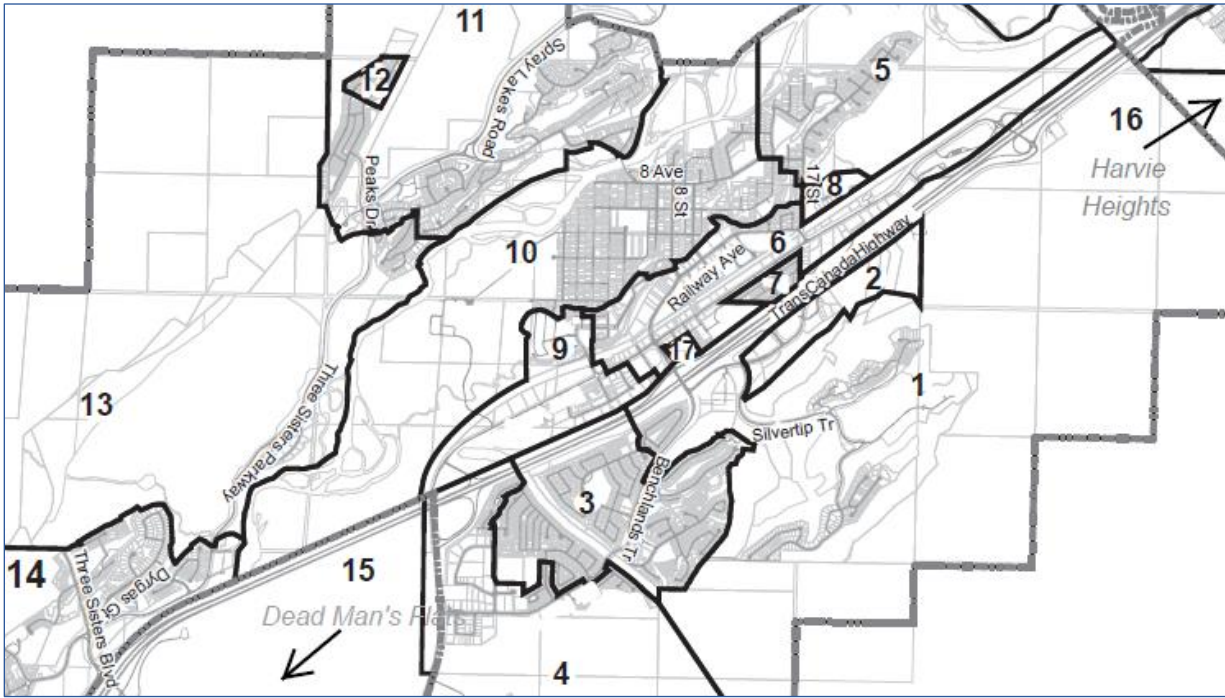
- Water Infrastructure;
- Sanitary Infrastructure;
- Storm & Drainage Infrastructure;
- Transportation Infrastructure; and
- Fire Hall Facilities.

The Town's off-site levy model uses 17 zones (**Benefitting Areas**). 15 zones are geographically aligned with the Town's infrastructure basins and 2 zones (zones 15 and 16) are attributed to the M.D. of Bighorn (**M.D.**). Each zone benefits from numerous Town capital infrastructure projects which include Transportation, Water, Sanitary, Storm and Fire facilities. Although the M.D. benefits

---

<sup>1</sup> As the Off-Site Levy Bylaw Amendment 2024-01 was approved in 2024, the off-site levies collected in 2023 were governed by the 2020 version of the Off-Site Levy Bylaw.

from infrastructure and services provided by the Town of Canmore, it does not pay off-site levies to the Town. Instead, fees for Fire, Water, and Sanitary infrastructure payable by the M.D. to the Town are calculated in separate servicing agreements.



Pursuant to section 648.4 of the MGA, the Town of Canmore must provide full and open disclosure of all off-site levy costs and payments. Section 648.4(2) provides that a municipality must, on an annual basis, make a report on an off-site levy publicly available. In accordance with section 648.2 of the MGA, this Report provides the 2023 off-site levy opening balance, collection, spending, interest earned and closing balance presented in summary tables within the body of the Report and Appendices detailing:

1. Off-site levies received by each contributor and uses for each type of facility and infrastructure within each Benefiting Area for each capital project (Appendix 1); and
2. Balances retained for each type of facility and infrastructure within each Benefiting Area (Appendix 2).

# Off-Site Levy Receipts and Allocations

In accordance with s. 648.4(2) of the MGA, Appendix 1 provides the following information:

- (a) the details of all off-site levies received by each contributor for each type of facility and infrastructure within each Benefitting Area (s. 648.4(2)(a)); and
- (b) the uses for each type of facility and infrastructure within each Benefitting Area for each capital project (s. 648.4(2)(b)).

Appendix 2 provides the following information:

- (c) the balances retained for each type of facility and infrastructure within each Benefitting Area (s. 648.4(2)(c)).

Table 1 summarizes the details of all off-site levies received from each contributor in 2023 (identified by Development Agreement Number), for each type of facility and infrastructure within each Benefitting Area, as set by rates outlined in the Town of Canmore Off-Site Levy Bylaw 2020-27. For further details on off-site levies received by each contributor within each Benefitting Area on a project level see Appendix 1.

<b>Table 1: Total Levies Received &amp; Allocation to Facility and Infrastructure</b>							
Development Agreement	Benefit Area	Water (\$)	Transport (\$)	Storm (\$)	Sanitary (\$)	Fire (\$)	Total <sup>1</sup> (\$)
PL20210145	7.4	8,393	2,550	30,434	17,100	3,514	61,990
PL20210326	11.4	1,614	510	0	1,114	703	3,940
PL20220090	10.2	5,998	1,822	0	18,813	2,511	29,144
PL20220090	10.4	10,071	3,059	0	31,590	4,216	48,936
PL20220100	7.4	5,036	1,530	18,260	10,260	2,108	37,194
PL20220172	7.4	5,036	1,530	18,260	10,260	2,108	37,194
PL20220182	9.1	13,892	3,325	2,147	17,787	4,582	41,733
PL20220182	9.4	51,129	12,239	7,901	65,465	16,866	153,600
PL20220198	10.4	5,035	1,530	0	15,795	2,108	24,468
PL20220230	11.3	2,152	680	0	1,485	937	5,254
PL20220233	9.4	51,129	12,239	7,901	65,465	16,866	153,600
PL20220246	11.4	1,614	510	0	1,114	703	3,940

Table 1: Total Levies Received & Allocation to Facility and Infrastructure							
Development Agreement	Benefit Area	Water (\$)	Transport (\$)	Storm (\$)	Sanitary (\$)	Fire (\$)	Total <sup>1</sup> (\$)
PL20220274	6.1	1,120	340	220	2,856	469	5,004
PL20220274	6.4	99,036	30,086	19,421	252,554	41,461	442,559
PL20220305	6.2	104,969	31,889	20,585	267,683	43,944	469,070
PL20220305	6.4	47,000	14,278	9,217	119,856	19,676	210,028
PL20220355	11.3	2,152	680	0	1,485	937	5,254
PL20220360	5.3	517	157	0	1,226	216	2,117
PL20220367	7.4	5,036	1,530	18,260	10,260	2,108	37,194
PL20230034	10.3	2,238	680	0	7,020	937	10,875
PL20230043	10.3	2,238	680	0	7,020	937	10,875
PL20230087	10.3	2,238	680	0	7,020	937	10,875
PL20230138	4.1	14,667	6,117	0	12,320	8,430	41,534
PL20230138	4.5	14,670	6,119	0	12,323	8,432	41,544
PL20230144	10.1	6,200	1,884	0	19,448	2,596	30,127
PL20230144	10.2	13,495	4,100	0	42,330	5,650	65,574
PL20230144	10.4	3,357	1,020	0	10,530	1,405	16,312
PL20230229	7.4	6,709	2,038	24,327	13,669	2,809	49,552
PL20230253	11.3	2,152	680	0	1,485	937	5,254
PRNC20230234	10.3	2,238	680	0	7,020	937	10,875
<b>Total (\$) <sup>1</sup></b>		<b>\$491,128</b>	<b>\$ 145,161</b>	<b>\$ 176,932</b>	<b>\$ 1,052,354</b>	<b>\$ 200,041</b>	<b>\$ 2,065,616</b>

<sup>1</sup> Numbers might not add up due to rounding.

Table 2 shows how the collected levies were distributed for spending and financing needs of current or complete projects (**Project Financing**), or contributions into infrastructure reserves for future projects (**Reserve**). For further details on the uses (i.e., Project Financing or Reserve) for each type of facility and infrastructure within each Benefitting Area on a project level see Appendix 1.



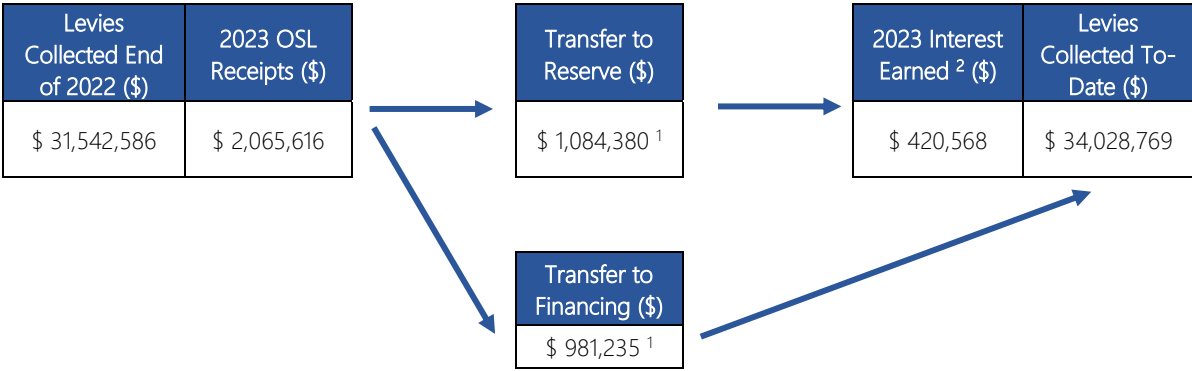
**Table 2 Allocation to Project Spending and Reserves**

Development Agreement	Benefit Area	Spent for Projects (\$)	Contribution to Reserve (\$)	Total <sup>1</sup> (\$)
PL20210145	7.4	15,902	46,088	61,990
PL20210326	11.4	1,459	2,481	3,940
PL20220090	10.2	9,841	19,303	29,144
PL20220090	10.4	16,524	32,412	48,936
PL20220100	7.4	9,541	27,653	37,194
PL20220172	7.4	9,541	27,653	37,194
PL20220182	9.1	24,702	17,031	41,733
PL20220182	9.4	90,917	62,683	153,600
PL20220198	10.4	8,262	16,206	24,468
PL20220230	11.3	1,945	3,309	5,254
PL20220233	9.4	90,917	62,683	153,600
PL20220246	11.4	1,459	2,481	3,940
PL20220274	6.1	2,609	2,395	5,004
PL20220274	6.4	230,706	211,853	442,559
PL20220305	6.2	244,526	224,544	469,070
PL20220305	6.4	109,488	100,540	210,028
PL20220355	11.3	1,945	3,309	5,254
PL20220360	5.3	486	1,631	2,117
PL20220367	7.4	9,541	27,653	37,194
PL20230034	10.3	3,672	7,203	10,875
PL20230043	10.3	3,672	7,203	10,875
PL20230087	10.3	3,672	7,203	10,875
PL20230138	4.1	16,874	24,660	41,534
PL20230138	4.5	16,878	24,666	41,544
PL20230144	10.1	10,173	19,954	30,127
PL20230144	10.2	22,143	43,431	65,574
PL20230144	10.4	5,508	10,804	16,312
PL20230229	7.4	12,712	36,840	49,552

Table 2 Allocation to Project Spending and Reserves				
Development Agreement	Benefit Area	Spent for Projects (\$)	Contribution to Reserve (\$)	Total <sup>1</sup> (\$)
PL20230253	11.3	1,945	3,309	5,254
PRNC20230234	10.3	3,672	7,203	10,875
<b>Total (\$)</b> <sup>1</sup>		<b>\$ 981,235</b>	<b>\$ 1,084,380</b>	<b>\$ 2,065,616</b>

<sup>1</sup> Numbers might not add up due to rounding.

The following figure summarizes how the off-site levies collected in 2023 were distributed, including the total collected amounts to-date:



<sup>1</sup> Numbers might not add up due to rounding.

<sup>2</sup> Interest Calculated using opening reserve balance (no front ending), project expenditures and collected receipts

Table 3 shows the total calculated interest on the 2023 Opening Reserve Balances (as per the 2023 Audited Financial Statements), Project Expenditures and Off-site Levy Receipts for each type of infrastructure, based on the following rates:

- Interest Earned on Opening Reserve Balance: 5.08%;
- Interest Charged on 2023 Project Expenditure: 1.35%; and
- Interest Earned on 2023 Off-site Levy Receipts: 2.54%.

**Table 3 Allocation of Interest Earned**

Type of Interest Earned	Transport (\$)	Water (\$)	Sanitary (\$)	Storm (\$)	Fire (\$)
Opening Balance (not. Incl Front Ending)	119,490	148,105	68,071	26,366	19,332
Project Expenditure (1/4% Rule, Charged)	-250	-1,857	-10,196	-907	0
Offsite Levy Receipts (1/2% Rule)	3,683	12,462	26,703	4,490	5,076
	\$ 122,924 <sup>1</sup>	\$ 158,710 <sup>1</sup>	\$ 84,578 <sup>1</sup>	\$ 29,948 <sup>1</sup>	\$ 24,408 <sup>1</sup>
<b>Grand Total <sup>1</sup></b>	<b>\$420,568</b>				

<sup>1</sup> Numbers might not add up due to rounding.

Table 4 shows a breakdown of the Opening and Closing Reserve Balances retained for each type of facility and infrastructure, after accounting for collected levies, Reserve transfers and allocations spent for Project Financing. The 2022 and 2023 reserve balances shown in Table 4 match the Town of Canmore 2023 Audited Financial Statements.

Appendix 2 provides further details on the interest earned and the balances retained for each type of facility and infrastructure within each Benefiting Area.

**Table 4 Retained Reserve Balances**

Infrastructure / Facility	2022 Opening Reserve Balance (\$)	2023 Levies Collected (\$)	2023 Levies Spent (\$)	2023 Remaining for Reserve (\$)	2023 Additional Spent from Reserve (\$)	2023 Interest Earned (\$)	2023 Closing Reserve Balance (\$)
Water	2,918,323	491,128	137,958	353,170	0	158,710	3,430,203
Transportation	2,354,477	145,161	18,539	126,623	0	122,924	2,604,023
Storm <sup>1</sup>	519,522	176,932	67,390	109,541	0	29,948	659,012 <sup>1</sup>
Sanitary <sup>1</sup>	1,341,291	1,052,354	757,349	295,005	0	84,578	1,720,874 <sup>1</sup>
Fire <sup>1</sup>	380,923	200,041	0	200,041	0	24,408	605,372 <sup>1</sup>
<b>Total</b>	<b>\$ 7,514,536</b>	<b>\$ 2,065,616</b>	<b>\$ 981,235</b>	<b>\$ 1,084,380</b>	<b>\$ 0</b>	<b>\$ 420,568</b>	<b>\$ 9,019,484</b>

<sup>1</sup> Numbers might not add up due to rounding.

Appendix 1: Off-site levies received by contributors, uses, per facility / infrastructure type within each benefitting area, for each capital project.

Development Agreement Number	Use	Area	Project	4.1	4.5	5.3	6.1	6.2	6.4	7.4	9.1	9.4	10.1	10.2	10.3	10.4	11.3	11.4	Grand Total					
PL20210145	Reserve	WATER	35-RESERVOIR CAPACITY UPGRADE (Dev 95.4%, MD Bighorn 4.6%)							\$2,184									\$2,184					
			51-PUMPHOUSE #2 - TREATMENT CAPACITY UPGRADE									\$3,191									\$3,191			
			60-PUMPHOUSE 2 - INLINE BOOSTER PUMP UPGRADE									\$146									\$146			
			61-PUMPHOUSE #2 - DISTRIBUTION UPGRADE									\$828									\$828			
			64-BVT FIRE FLOW UPGRADE									\$0									\$0			
		<b>WATER Total</b>										<b>\$6,348</b>									<b>\$6,348</b>			
		TRANSPORTATION	42-RLWY & MAIN INTERSECTION UPGRADE									\$470									\$470			
			44-BVT UPGRADE WILLIAMS WEST OF 17TH									\$598									\$598			
			45-RLWY AVENUE 10TH TO 12TH									\$795									\$795			
			54-TRAFFIC SIGNALS MAIN AND 8TH									\$91									\$91			
			55-10TH STREET TRAFFIC SIGNALS									\$271									\$271			
		<b>TRANSPORTATION Total</b>										<b>\$2,224</b>									<b>\$2,224</b>			
		STORM	29-PALLISER STORMWATER STUDY WESTERN BASIN (2006)									\$0									\$0			
			37-TEEPEE TOWN STORMWATER MANAGEMENT UPGRADES									\$30,434									\$30,434			
		<b>STORM Total</b>										<b>\$30,434</b>									<b>\$30,434</b>			
		SANITARY	66-BVT WASTEWATER UPGRADE									\$2,808									\$2,808			
			67-RAILWAY AVENUE WASTEWATER UPGRADE									\$0									\$0			
			68-7th AVENUE WASTEWATER UPGRADE									\$0									\$0			
			69-BVT WASTEWATER UPGRADE (2ND AVE / TEEPEE TOWN)									\$305									\$305			
			21-CENTRAL CANMORE SW MGMT PLAN (2003)									\$0									\$0			
			32-PALLISER SANITARY TRUNK LINE (2010)									\$0									\$0			
			34-LIFT STATION # 10 (2011)									\$0									\$0			
			36-LIFT STN #8 UPGRADE (Dev 97.8%, MD Bighorn 2.2%)									\$0									\$0			
			56-WWTP-INFLUENT SCREENS CAPACITY UPGRADE									\$112										\$112		
			57-WWTP-UV DISINFECTION CAPACITY UPGRADE									\$299										\$299		
			58-WWTP-INTERMEDIATE TRANSFER PUMPS									\$43										\$43		
			59-LIFT STATION #2 UPGRADE (2020)									\$0										\$0		
			65-LIFT STATION #2A UPGRADE									\$0										\$0		
			70- LIFT STN #10 UPGRADE (Dev 96.5%, MD Bighorn 3.5%)									\$0										\$0		
		<b>SANITARY Total</b>										<b>\$3,568</b>									<b>\$3,568</b>			
		FIRE	Fire Hall Palliser									\$775									\$775			
			Fire Hall Three Sisters									\$2,739									\$2,739			
		<b>FIRE Total</b>										<b>\$3,514</b>									<b>\$3,514</b>			
		<b>Reserve Total</b>										<b>\$46,088</b>									<b>\$46,088</b>			
		PL20210145	Project Financing	WATER	05-SECOND AVE. WATERMAIN (1999)							\$84									\$84			
					06-REC. CENTER WATERMAIN (1999)								\$23									\$23		
					09-WATER RESERVOIR #6 (1999)									\$127									\$127	
					10-WATER PH#1 (1999)									\$186									\$186	
					11-WATERLINE UNDER BOW RIVER (1999)									\$29									\$29	
					12-WATERLINE ON BVT (1999)									\$88									\$88	
					14-UTILITY MASTER PLAN (1999)									\$0									\$0	
					15-CROSSTOWN FEEDER (1999)									\$52										\$52
					16-PH#2 UPGRADE (2001)									\$262										\$262
					17-RAILWAY AVE WATERMAIN (2002)									\$12										\$12
					24-7TH AVE WATERMAIN (2006)									\$1										\$1
					28-HARVIE HEIGHTS WATER SUPPLY (2005)									\$213										\$213
					39a-SOUTH BOW RIVER LOOP PH 1 (90% Water Dist #1-#10)									\$171										\$171
39b-SOUTH BOW RIVER LOOP PH 1 (10% Fire Flow Benefit #9)												\$0										\$0		
46-PUMP HOUSE #2 - CLEAR WELL CAPACITY UPGRADE												\$797										\$797		
<b>WATER Total</b>										<b>\$2,045</b>									<b>\$2,045</b>					
TRANSPORTATION	40-TRAFFIC SIGNALS MAIN AND 7TH											\$91									\$91			
	41-BVT UPGRADE WILLIAMS TO MONTANE											\$235									\$235			
<b>TRANSPORTATION Total</b>										<b>\$326</b>									<b>\$326</b>					
STORM	33-STONEWORKS CREEK DRAINAGE DIVERSION											\$0									\$0			
<b>STORM Total</b>										<b>\$0</b>									<b>\$0</b>					
SANITARY	01-WASTEWATER TREATMENT PLANT (1999)											\$105									\$105			
	02-SANITARY UPGRADE #1 (1999)											\$208									\$208			
	03-SANITARY UPGRADE #2 (1999)											\$38									\$38			
	04-SANITARY UPGRADE #3 (1999)											\$208									\$208			
	07-WWTP PH.1 (1999)											\$4									\$4			
	08-WWTP PH.2 (1999)											\$34									\$34			
	13-LIFT STATION #1 (1999)											\$0									\$0			
	18-BVT TRUNK SANITARY SEWER (2004)											\$1,129									\$1,129			
	19-WWTP INFLUENT PUMP (2003)											\$13										\$13		
	20-UMP - STORM WATER (2003)											\$2										\$2		
	22-CATCHMENT AREA 2 SANITARY UPG (2004)											\$173										\$173		
	23-WWTP EXP PROCESS EVALUATION (2004)											\$13										\$13		
	25-BVT SEWER UPGRADE (2006)											\$625										\$625		
	26-NEW LS CATCHMENT AREA 2 (2006)											\$2,146										\$2,146		
	27-FORCEMAIN FROM NEW LS TO WWTP (2005)											\$1,224										\$1,224		
30-WWTP EXPANSION PHASE 2 (2007)											\$1,843										\$1,843			
31-BVT RELIEF FORCEMAIN (2009)											\$2,934										\$2,934			
47a-WWTP SOLIDS HANDLING UPGRADE (2013)											\$77										\$77			

Appendix 1: Off-site levies received by contributors, uses, per facility / infrastructure type within each benefitting area, for each capital project.

Development Agreement Number	Use	Area	Project	4.1	4.5	5.3	6.1	6.2	6.4	7.4	9.1	9.4	10.1	10.2	10.3	10.4	11.3	11.4	Grand Total		
PL20210145	Project Financing	SANITARY	47b-WWTP SOLIDS HANDLING UPGRADE (2014)							\$156									\$156		
			47c-WWTP SOLIDS HANDLING UPGRADE (2017)								\$1,438									\$1,438	
			48-WWTP INFLUENT PUMP STATION Ph1 (2015)								\$86									\$86	
			49-LIFT STATION #1 PUMP UPGRADE (2015)								\$0									\$0	
			50-WWTP INFLUENT PUMP STATION Ph2 (2018)								\$149									\$149	
			52-WWTP-PROCESS & MECHANICAL UPGRADE (2018)								\$96									\$96	
			53-WWTP-DEWATERING SYSTEM UPGRADE (2020)								\$829									\$829	
			<b>SANITARY Total</b>									\$13,532									\$13,532
			<b>Project Financing Total</b>									\$15,902									\$15,902
			<b>PL20210145 Total</b>										\$61,990								\$61,990
PL20210326	Reserve	WATER	35-RESERVOIR CAPACITY UPGRADE (Dev 95.4%, MD Bighorn 4.6%)															\$429	\$429		
			39b-SOUTH BOW RIVER LOOP PH 1 (10% Fire Flow Benefit #9)																\$0	\$0	
			51-PUMPHOUSE #2 - TREATMENT CAPACITY UPGRADE																\$626	\$626	
			60-PUMPHOUSE 2 - INLINE BOOSTER PUMP UPGRADE																\$29	\$29	
			61-PUMPHOUSE #2 - DISTRIBUTION UPGRADE																\$162	\$162	
			64-BVT FIRE FLOW UPGRADE																\$0	\$0	
		<b>WATER Total</b>										\$1,246							\$1,246		
		TRANSPORTATION	42-RLWY & MAIN INTERSECTION UPGRADE										\$94							\$94	
			44-BVT UPGRADE WILLIAMS WEST OF 17TH										\$120							\$120	
			45-RLWY AVENUE 10TH TO 12TH										\$159							\$159	
			54-TRAFFIC SIGNALS MAIN AND 8TH										\$18							\$18	
			55-10TH STREET TRAFFIC SIGNALS										\$54							\$54	
		<b>TRANSPORTATION Total</b>										\$445							\$445		
		STORM	29-PALLISER STORMWATER STUDY WESTERN BASIN (2006)																		
			33-STONEWORKS CREEK DRAINAGE DIVERSION																		
			37-TEEPEE TOWN STORMWATER MANAGEMENT UPGRADES																		
		<b>STORM Total</b>																			
		SANITARY	66-BVT WASTEWATER UPGRADE																	\$0	
			67-RAILWAY AVENUE WASTEWATER UPGRADE																	\$0	
			68-7th AVENUE WASTEWATER UPGRADE																	\$0	
			69-BVT WASTEWATER UPGRADE (2ND AVE / TEEPEE TOWN)																	\$0	
			13-LIFT STATION #1 (1999)																	\$0	
			21-CENTRAL CANMORE SW MGMT PLAN (2003)																	\$0	
			32-PALLISER SANITARY TRUNK LINE (2010)																	\$0	
			34-LIFT STATION # 10 (2011)																	\$0	
			36-LIFT STN #8 UPGRADE (Dev 97.8%, MD Bighorn 2.2%)																	\$0	
			49-LIFT STATION #1 PUMP UPGRADE (2015)																	\$0	
			56-WWTP-INFLUENT SCREENS CAPACITY UPGRADE																	\$22	
			57-WWTP-UV DISINFECTION CAPACITY UPGRADE																	\$58	
			58-WWTP-INTERMEDIATE TRANSFER PUMPS																	\$8	
			59-LIFT STATION #2 UPGRADE (2020)																	\$0	
			65-LIFT STATION #2A UPGRADE																	\$0	
		70- LIFT STN #10 UPGRADE (Dev 96.5%, MD Bighorn 3.5%)																	\$0		
		<b>SANITARY Total</b>										\$88							\$88		
		FIRE	Fire Hall Palliser																	\$155	
			Fire Hall Three Sisters																	\$548	
		<b>FIRE Total</b>																	\$703		
		<b>Reserve Total</b>										\$2,481							\$2,481		
		PL20210326	Project Financing	WATER	05-SECOND AVE. WATERMAIN (1999)															\$16	
					06-REC. CENTER WATERMAIN (1999)																\$5
					09-WATER RESERVOIR #6 (1999)																\$25
					10-WATER PH#1 (1999)																\$36
					11-WATERLINE UNDER BOW RIVER (1999)																\$6
					12-WATERLINE ON BVT (1999)																\$17
					14-UTILITY MASTER PLAN (1999)																\$0
15-CROSSTOWN FEEDER (1999)																			\$10		
16-PH#2 UPGRADE (2001)																			\$51		
17-RAILWAY AVE WATERMAIN (2002)																			\$2		
24-7TH AVE WATERMAIN (2006)																			\$0		
28-HARVIE HEIGHTS WATER SUPPLY (2005)																			\$42		
39a-SOUTH BOW RIVER LOOP PH 1 (90% Water Dist #1-#10)																			\$0		
46-PUMP HOUSE #2 - CLEAR WELL CAPACITY UPGRADE																			\$156		
<b>WATER Total</b>													\$368						\$368		
TRANSPORTATION	40-TRAFFIC SIGNALS MAIN AND 7TH																		\$18		
	41-BVT UPGRADE WILLIAMS TO MONTANE																		\$47		
<b>TRANSPORTATION Total</b>												\$65						\$65			
SANITARY	01-WASTEWATER TREATMENT PLANT (1999)																		\$20		
	02-SANITARY UPGRADE #1 (1999)																		\$40		
	03-SANITARY UPGRADE #2 (1999)																		\$7		
	04-SANITARY UPGRADE #3 (1999)																		\$40		
	07-WWTP PH.1 (1999)																		\$1		
	08-WWTP PH.2 (1999)																		\$7		
	18-BVT TRUNK SANITARY SEWER (2004)																		\$0		

Appendix 1: Off-site levies received by contributors, uses, per facility / infrastructure type within each benefitting area, for each capital project.

Development Agreement Number	Use	Area	Project	4.1	4.5	5.3	6.1	6.2	6.4	7.4	9.1	9.4	10.1	10.2	10.3	10.4	11.3	11.4	Grand Total									
PL20210326	Project Financing	SANITARY	19-WWTP INFLUENT PUMP (2003)																\$3	\$3								
			20-UMP - STORM WATER (2003)																		\$0	\$0						
			22-CATCHMENT AREA 2 SANITARY UPG (2004)																			\$0	\$0					
			23-WWTP EXP PROCESS EVALUATION (2004)																			\$3	\$3					
			25-BVT SEWER UPGRADE (2006)																			\$0	\$0					
			26-NEW LS CATCHMENT AREA 2 (2006)																			\$0	\$0					
			27-FORCEMAIN FROM NEW LS TO WWTP (2005)																			\$0	\$0					
			30-WWTP EXPANSION PHASE 2 (2007)																			\$357	\$357					
			31-BVT RELIEF FORCEMAIN (2009)																				\$0	\$0				
			47a-WWTP SOLIDS HANDLING UPGRADE (2013)																				\$15	\$15				
			47b-WWTP SOLIDS HANDLING UPGRADE (2014)																				\$30	\$30				
			47c-WWTP SOLIDS HANDLING UPGRADE (2017)																				\$278	\$278				
			48-WWTP INFLUENT PUMP STATION Ph1 (2015)																				\$17	\$17				
			50-WWTP INFLUENT PUMP STATION Ph2 (2018)																				\$29	\$29				
			52-WWTP-PROCESS & MECHANICAL UPGRADE (2018)																				\$19	\$19				
			53-WWTP-DEWATERING SYSTEM UPGRADE (2020)																				\$160	\$160				
			<b>SANITARY Total</b>																			<b>\$1,026</b>	<b>\$1,026</b>					
			<b>Project Financing Total</b>																			<b>\$1,459</b>	<b>\$1,459</b>					
			<b>PL20210326 Total</b>																			<b>\$3,940</b>	<b>\$3,940</b>					
PL20220090	Reserve	WATER	35-RESERVOIR CAPACITY UPGRADE (Dev 95.4%, MD Bighorn 4.6%)																	\$1,560	\$2,620	\$4,181						
			51-PUMPHOUSE #2 - TREATMENT CAPACITY UPGRADE																			\$2,281	\$3,829	\$6,110				
			60-PUMPHOUSE 2 - INLINE BOOSTER PUMP UPGRADE																				\$104	\$175	\$279			
			61-PUMPHOUSE #2 - DISTRIBUTION UPGRADE																				\$591	\$993	\$1,584			
			64-BVT FIRE FLOW UPGRADE																				\$0	\$0	\$0			
			<b>WATER Total</b>																			<b>\$4,536</b>	<b>\$7,617</b>	<b>\$12,154</b>				
			TRANSPORTATION	42-RLWY & MAIN INTERSECTION UPGRADE																			\$336	\$563	\$899			
				44-BVT UPGRADE WILLIAMS WEST OF 17TH																				\$427	\$718	\$1,145		
				45-RLWY AVENUE 10TH TO 12TH																				\$568	\$954	\$1,522		
				54-TRAFFIC SIGNALS MAIN AND 8TH																				\$65	\$109	\$174		
				55-10TH STREET TRAFFIC SIGNALS																				\$193	\$325	\$518		
				<b>TRANSPORTATION Total</b>																			<b>\$1,589</b>	<b>\$2,669</b>	<b>\$4,258</b>			
			STORM	29-PALLISER STORMWATER STUDY WESTERN BASIN (2006)																								
				37-TEEPEE TOWN STORMWATER MANAGEMENT UPGRADES																								
			<b>STORM Total</b>																									
			SANITARY	66-BVT WASTEWATER UPGRADE																				\$0	\$0	\$0		
				67-RAILWAY AVENUE WASTEWATER UPGRADE																				\$0	\$0	\$0		
				68-7th AVENUE WASTEWATER UPGRADE																				\$10,345	\$17,370	\$27,715		
				69-BVT WASTEWATER UPGRADE (2ND AVE / TEEPEE TOWN)																				\$0	\$0	\$0		
				21-CENTRAL CANMORE SW MGMT PLAN (2003)																				\$0	\$0	\$0		
				32-PALLISER SANITARY TRUNK LINE (2010)																				\$0	\$0	\$0		
				34-LIFT STATION # 10 (2011)																				\$0	\$0	\$0		
				36-LIFT STN #8 UPGRADE (Dev 97.8%, MD Bighorn 2.2%)																				\$0	\$0	\$0		
				56-WWTP-INFLUENT SCREENS CAPACITY UPGRADE																				\$79	\$133	\$212		
				57-WWTP-UV DISINFECTION CAPACITY UPGRADE																				\$211	\$355	\$566		
				58-WWTP-INTERMEDIATE TRANSFER PUMPS																				\$31	\$51	\$82		
				59-LIFT STATION #2 UPGRADE (2020)																				\$0	\$0	\$0		
				65-LIFT STATION #2A UPGRADE																				\$0	\$0	\$0		
			70- LIFT STN #10 UPGRADE (Dev 96.5%, MD Bighorn 3.5%)																				\$0	\$0	\$0			
			<b>SANITARY Total</b>																			<b>\$10,666</b>	<b>\$17,909</b>	<b>\$28,575</b>				
			FIRE	Fire Hall Palliser																				\$554	\$930	\$1,483		
				Fire Hall Three Sisters																				\$1,957	\$3,286	\$5,244		
			<b>FIRE Total</b>																			<b>\$2,511</b>	<b>\$4,216</b>	<b>\$6,727</b>				
			<b>Reserve Total</b>																			<b>\$19,303</b>	<b>\$32,412</b>	<b>\$51,714</b>				
			PL20220090	Project Financing	WATER	05-SECOND AVE. WATERMAIN (1999)																		\$60	\$101	\$161		
						06-REC. CENTER WATERMAIN (1999)																			\$16	\$28	\$44	
						09-WATER RESERVOIR #6 (1999)																				\$91	\$152	\$243
						10-WATER PH#1 (1999)																				\$133	\$223	\$356
						11-WATERLINE UNDER BOW RIVER (1999)																				\$21	\$34	\$55
						12-WATERLINE ON BVT (1999)																				\$63	\$106	\$169
						14-UTILITY MASTER PLAN (1999)																				\$0	\$0	\$0
						15-CROSS TOWN FEEDER (1999)																				\$37	\$62	\$99
						16-PH#2 UPGRADE (2001)																				\$187	\$314	\$501
17-RAILWAY AVE WATERMAIN (2002)																							\$9	\$15	\$24			
24-7TH AVE WATERMAIN (2006)																							\$1	\$2	\$3			
28-HARVIE HEIGHTS WATER SUPPLY (2005)																							\$152	\$255	\$407			
39a-SOUTH BOW RIVER LOOP PH 1 (90% Water Dist #1-#10)																							\$122	\$205	\$327			
39b-SOUTH BOW RIVER LOOP PH 1 (10% Fire Flow Benefit #9)																							\$0	\$0	\$0			
46-PUMP HOUSE #2 - CLEAR WELL CAPACITY UPGRADE																							\$570	\$956	\$1,526			
<b>WATER Total</b>																						<b>\$1,461</b>	<b>\$2,454</b>	<b>\$3,915</b>				
TRANSPORTATION	40-TRAFFIC SIGNALS MAIN AND 7TH																							\$65	\$109	\$174		
	41-BVT UPGRADE WILLIAMS TO MONTANE																							\$168	\$282	\$449		
<b>TRANSPORTATION Total</b>																						<b>\$233</b>	<b>\$391</b>	<b>\$623</b>				
STORM	33-STONERWORKS CREEK DRAINAGE DIVERSION																											

Appendix 1: Off-site levies received by contributors, uses, per facility / infrastructure type within each benefitting area, for each capital project.

Development Agreement Number	Use	Area	Project	4.1	4.5	5.3	6.1	6.2	6.4	7.4	9.1	9.4	10.1	10.2	10.3	10.4	11.3	11.4	Grand Total				
PL20220090	Project Financing	<b>STORM Total</b>																					
		SANITARY	01-WASTEWATER TREATMENT PLANT (1999)												\$74		\$125			\$199			
			02-SANITARY UPGRADE #1 (1999)												\$147		\$246			\$393			
			03-SANITARY UPGRADE #2 (1999)												\$27		\$46			\$73			
			04-SANITARY UPGRADE #3 (1999)												\$147		\$246			\$393			
			07-WWTP PH.1 (1999)												\$3		\$5			\$8			
			08-WWTP PH.2 (1999)												\$24		\$41			\$65			
			13-LIFT STATION #1 (1999)												\$343		\$577			\$920			
			18-BVT TRUNK SANITARY SEWER (2004)												\$0		\$0			\$0			
			19-WWTP INFLUENT PUMP (2003)												\$9		\$16			\$25			
			20-UIMP - STORM WATER (2003)												\$1		\$2			\$3			
			22-CATCHMENT AREA 2 SANITARY UPG (2004)												\$0		\$0			\$0			
			23-WWTP EXP PROCESS EVALUATION (2004)												\$9		\$16			\$25			
			25-BVT SEWER UPGRADE (2006)												\$0		\$0			\$0			
			26-NEW LS CATCHMENT AREA 2 (2006)												\$0		\$0			\$0			
			27-FORCEMAIN FROM NEW LS TO WWTP (2005)												\$0		\$0			\$0			
			30-WWTP EXPANSION PHASE 2 (2007)												\$1,301		\$2,185			\$3,487			
			31-BVT RELIEF FORCEMAIN (2009)												\$0		\$0			\$0			
			47a-WWTP SOLIDS HANDLING UPGRADE (2013)												\$54		\$91			\$145			
			47b-WWTP SOLIDS HANDLING UPGRADE (2014)												\$110		\$185			\$296			
			47c-WWTP SOLIDS HANDLING UPGRADE (2017)												\$1,015		\$1,705			\$2,720			
			48-WWTP INFLUENT PUMP STATION Ph1 (2015)												\$61		\$102			\$163			
			49-LIFT STATION #1 PUMP UPGRADE (2015)												\$4,061		\$6,820			\$10,881			
			50-WWTP INFLUENT PUMP STATION Ph2 (2018)												\$106		\$177			\$283			
			52-WWTP-PROCESS & MECHANICAL UPGRADE (2018)												\$68		\$114			\$181			
			53-WWTP-DEWATERING SYSTEM UPGRADE (2020)												\$585		\$983			\$1,568			
				<b>SANITARY Total</b>												<b>\$8,147</b>		<b>\$13,680</b>			<b>\$21,827</b>		
			<b>Project Financing Total</b>													<b>\$9,841</b>		<b>\$16,524</b>			<b>\$26,366</b>		
		<b>PL20220090 Total</b>														<b>\$29,144</b>		<b>\$48,936</b>			<b>\$78,080</b>		
		PL20220100	Reserve	WATER	35-RESERVOIR CAPACITY UPGRADE (Dev 95.4%, MD Bighorn 4.6%)							\$1,310									\$1,310		
					39b-SOUTH BOW RIVER LOOP PH 1 (10% Fire Flow Benefit #9)							\$0										\$0	
					51-PUMPHOUSE #2 - TREATMENT CAPACITY UPGRADE								\$1,915										\$1,915
					60-PUMPHOUSE 2 - INLINE BOOSTER PUMP UPGRADE								\$87										\$87
	61-PUMPHOUSE #2 - DISTRIBUTION UPGRADE										\$497										\$497		
	64-BVT FIRE FLOW UPGRADE										\$0										\$0		
	<b>WATER Total</b>										<b>\$3,809</b>										<b>\$3,809</b>		
TRANSPORTATION	42-RLWY & MAIN INTERSECTION UPGRADE										\$282										\$282		
	44-BVT UPGRADE WILLIAMS WEST OF 17TH										\$359										\$359		
	45-RLWY AVENUE 10TH TO 12TH										\$477										\$477		
	54-TRAFFIC SIGNALS MAIN AND 8TH										\$54										\$54		
	55-10TH STREET TRAFFIC SIGNALS										\$162										\$162		
	<b>TRANSPORTATION Total</b>										<b>\$1,334</b>										<b>\$1,334</b>		
STORM	29-PALLISER STORMWATER STUDY WESTERN BASIN (2006)										\$0										\$0		
	33-STONEWORKS CREEK DRAINAGE DIVERSION										\$0										\$0		
	37-TEEPEE TOWN STORMWATER MANAGEMENT UPGRADES										\$18,260										\$18,260		
	<b>STORM Total</b>										<b>\$18,260</b>										<b>\$18,260</b>		
SANITARY	66-BVT WASTEWATER UPGRADE										\$1,685										\$1,685		
	67-RAILWAY AVENUE WASTEWATER UPGRADE										\$0										\$0		
	68-7th AVENUE WASTEWATER UPGRADE										\$0										\$0		
	69-BVT WASTEWATER UPGRADE (2ND AVE / TEEPEE TOWN)										\$183										\$183		
	13-LIFT STATION #1 (1999)										\$0										\$0		
	21-CENTRAL CANMORE SW MGMT PLAN (2003)										\$0										\$0		
	32-PALLISER SANITARY TRUNK LINE (2010)										\$0										\$0		
	34-LIFT STATION # 10 (2011)										\$0										\$0		
	36-LIFT STN #8 UPGRADE (Dev 97.8%, MD Bighorn 2.2%)										\$0										\$0		
	49-LIFT STATION #1 PUMP UPGRADE (2015)										\$0										\$0		
	56-WWTP-INFLUENT SCREENS CAPACITY UPGRADE										\$67										\$67		
	57-WWTP-UV DISINFECTION CAPACITY UPGRADE										\$180										\$180		
	58-WWTP-INTERMEDIATE TRANSFER PUMPS										\$26										\$26		
	59-LIFT STATION #2 UPGRADE (2020)										\$0										\$0		
	65-LIFT STATION #2A UPGRADE										\$0										\$0		
	70- LIFT STN #10 UPGRADE (Dev 96.5%, MD Bighorn 3.5%)										\$0										\$0		
	<b>SANITARY Total</b>								<b>\$2,141</b>										<b>\$2,141</b>				
FIRE	Fire Hall Palliser								\$465										\$465				
	Fire Hall Three Sisters								\$1,643										\$1,643				
	<b>FIRE Total</b>								<b>\$2,108</b>										<b>\$2,108</b>				
	<b>Reserve Total</b>								<b>\$27,653</b>										<b>\$27,653</b>				
PL20220100	Project Financing	WATER	05-SECOND AVE. WATERMAIN (1999)							\$50									\$50				
			06-REC. CENTER WATERMAIN (1999)							\$14										\$14			
			09-WATER RESERVOIR #6 (1999)								\$76									\$76			
			10-WATER PH#1 (1999)								\$112									\$112			
			11-WATERLINE UNDER BOW RIVER (1999)								\$17									\$17			
			12-WATERLINE ON BVT (1999)								\$53										\$53		

Appendix 1: Off-site levies received by contributors, uses, per facility / infrastructure type within each benefitting area, for each capital project.

Development Agreement Number	Use	Area	Project	4.1	4.5	5.3	6.1	6.2	6.4	7.4	9.1	9.4	10.1	10.2	10.3	10.4	11.3	11.4	Grand Total				
PL20220100	Project Financing	WATER	14-UTILITY MASTER PLAN (1999)							\$0									\$0				
			15-CROSSTOWN FEEDER (1999)								\$31									\$31			
			16-PH#2 UPGRADE (2001)									\$157									\$157		
			17-RAILWAY AVE WATERMAIN (2002)									\$7									\$7		
			24-7TH AVE WATERMAIN (2006)									\$1									\$1		
			28-HARVIE HEIGHTS WATER SUPPLY (2005)									\$128										\$128	
			39a-SOUTH BOW RIVER LOOP PH 1 (90% Water Dist #1-#10)									\$103										\$103	
			46-PUMP HOUSE #2 - CLEAR WELL CAPACITY UPGRADE									\$478										\$478	
			<b>WATER Total</b>										<b>\$1,227</b>									<b>\$1,227</b>	
			TRANSPORTATION	40-TRAFFIC SIGNALS MAIN AND 7TH									\$55									\$55	
		41-BVT UPGRADE WILLIAMS TO MONTANE										\$141									\$141		
		<b>TRANSPORTATION Total</b>										<b>\$195</b>									<b>\$195</b>		
		SANITARY	01-WASTEWATER TREATMENT PLANT (1999)									\$63									\$63		
			02-SANITARY UPGRADE #1 (1999)									\$125									\$125		
			03-SANITARY UPGRADE #2 (1999)									\$23									\$23		
			04-SANITARY UPGRADE #3 (1999)									\$125									\$125		
			07-WWTP PH.1 (1999)									\$2									\$2		
			08-WWTP PH.2 (1999)									\$21									\$21		
			18-BVT TRUNK SANITARY SEWER (2004)									\$678									\$678		
			19-WWTP INFLUENT PUMP (2003)									\$8									\$8		
			20-UWP - STORM WATER (2003)									\$1									\$1		
			22-CATCHMENT AREA 2 SANITARY UPG (2004)									\$104									\$104		
			23-WWTP EXP PROCESS EVALUATION (2004)									\$8									\$8		
			25-BVT SEWER UPGRADE (2006)									\$375									\$375		
			26-NEW LS CATCHMENT AREA 2 (2006)									\$1,287									\$1,287		
			27-FORCEMAIN FROM NEW LS TO WWTP (2005)									\$735									\$735		
			30-WWTP EXPANSION PHASE 2 (2007)									\$1,106									\$1,106		
			31-BVT RELIEF FORCEMAIN (2009)									\$1,760									\$1,760		
			47a-WWTP SOLIDS HANDLING UPGRADE (2013)									\$46									\$46		
			47b-WWTP SOLIDS HANDLING UPGRADE (2014)									\$94									\$94		
			47c-WWTP SOLIDS HANDLING UPGRADE (2017)									\$863									\$863		
			48-WWTP INFLUENT PUMP STATION Ph1 (2015)									\$52									\$52		
			50-WWTP INFLUENT PUMP STATION Ph2 (2018)									\$90									\$90		
			52-WWTP-PROCESS & MECHANICAL UPGRADE (2018)									\$57									\$57		
			53-WWTP-DEWATERING SYSTEM UPGRADE (2020)									\$497									\$497		
		<b>SANITARY Total</b>										<b>\$8,119</b>									<b>\$8,119</b>		
		<b>Project Financing Total</b>										<b>\$9,541</b>									<b>\$9,541</b>		
		<b>PL20220100 Total</b>										<b>\$37,194</b>									<b>\$37,194</b>		
		PL20220172	Reserve	WATER	35-RESERVOIR CAPACITY UPGRADE (Dev 95.4%, MD Bighorn 4.6%)							\$1,310									\$1,310		
					51-PUMPHOUSE #2 - TREATMENT CAPACITY UPGRADE								\$1,915									\$1,915	
					60-PUMPHOUSE 2 - INLINE BOOSTER PUMP UPGRADE									\$87								\$87	
					61-PUMPHOUSE #2 - DISTRIBUTION UPGRADE									\$497									\$497
					64-BVT FIRE FLOW UPGRADE									\$0									\$0
					<b>WATER Total</b>									<b>\$3,809</b>									<b>\$3,809</b>
				TRANSPORTATION	42-RLWY & MAIN INTERSECTION UPGRADE									\$282									\$282
					44-BVT UPGRADE WILLIAMS WEST OF 17TH									\$359									\$359
					45-RLWY AVENUE 10TH TO 12TH									\$477									\$477
					54-TRAFFIC SIGNALS MAIN AND 8TH									\$54									\$54
					55-10TH STREET TRAFFIC SIGNALS									\$162									\$162
					<b>TRANSPORTATION Total</b>									<b>\$1,334</b>									<b>\$1,334</b>
				STORM	29-PALLISER STORMWATER STUDY WESTERN BASIN (2006)									\$0									\$0
					37-TEEPEE TOWN STORMWATER MANAGEMENT UPGRADES									\$18,260									\$18,260
				<b>STORM Total</b>										<b>\$18,260</b>									<b>\$18,260</b>
SANITARY	66-BVT WASTEWATER UPGRADE											\$1,685									\$1,685		
	67-RAILWAY AVENUE WASTEWATER UPGRADE											\$0									\$0		
	68-7th AVENUE WASTEWATER UPGRADE											\$0									\$0		
	69-BVT WASTEWATER UPGRADE (2ND AVE / TEEPEE TOWN)											\$183									\$183		
	21-CENTRAL CANMORE SW MGMT PLAN (2003)											\$0									\$0		
	32-PALLISER SANITARY TRUNK LINE (2010)											\$0									\$0		
	34-LIFT STATION # 10 (2011)											\$0									\$0		
	36-LIFT STN #8 UPGRADE (Dev 97.8%, MD Bighorn 2.2%)											\$0									\$0		
	56-WWTP-INFLUENT SCREENS CAPACITY UPGRADE											\$67									\$67		
	57-WWTP-UV DISINFECTION CAPACITY UPGRADE											\$180									\$180		
	58-WWTP-INTERMEDIATE TRANSFER PUMPS											\$26									\$26		
	59-LIFT STATION #2 UPGRADE (2020)											\$0									\$0		
	65-LIFT STATION #2A UPGRADE											\$0									\$0		
	70- LIFT STN #10 UPGRADE (Dev 96.5%, MD Bighorn 3.5%)											\$0									\$0		
<b>SANITARY Total</b>												<b>\$2,141</b>									<b>\$2,141</b>		
FIRE	Fire Hall Palliser											\$465									\$465		
	Fire Hall Three Sisters											\$1,643									\$1,643		
<b>FIRE Total</b>												<b>\$2,108</b>									<b>\$2,108</b>		
<b>Reserve Total</b>												<b>\$27,653</b>									<b>\$27,653</b>		
Project Financing	WATER			05-SECOND AVE. WATERMAIN (1999)								\$50									\$50		



Appendix 1: Off-site levies received by contributors, uses, per facility / infrastructure type within each benefitting area, for each capital project.

Development Agreement Number	Use	Area	Project	4.1	4.5	5.3	6.1	6.2	6.4	7.4	9.1	9.4	10.1	10.2	10.3	10.4	11.3	11.4	Grand Total				
PL20220172	Project Financing	WATER	06-REC. CENTER WATERMAIN (1999)							\$14									\$14				
			09-WATER RESERVOIR #6 (1999)								\$76									\$76			
			10-WATER PH#1 (1999)									\$112									\$112		
			11-WATERLINE UNDER BOW RIVER (1999)									\$17									\$17		
			12-WATERLINE ON BVT (1999)									\$53									\$53		
			14-UTILITY MASTER PLAN (1999)									\$0									\$0		
			15-CROSS TOWN FEEDER (1999)									\$31									\$31		
			16-PH#2 UPGRADE (2001)									\$157									\$157		
			17-RAILWAY AVE WATERMAIN (2002)									\$7									\$7		
			24-7TH AVE WATERMAIN (2006)									\$1									\$1		
			28-HARVIE HEIGHTS WATER SUPPLY (2005)									\$128									\$128		
			39a-SOUTH BOW RIVER LOOP PH 1 (90% Water Dist #1-#10)									\$103									\$103		
			39b-SOUTH BOW RIVER LOOP PH 1 (10% Fire Flow Benefit #9)									\$0									\$0		
			46-PUMP HOUSE #2 - CLEAR WELL CAPACITY UPGRADE									\$478									\$478		
			<b>WATER Total</b>										<b>\$1,227</b>								<b>\$1,227</b>		
			TRANSPORTATION	40-TRAFFIC SIGNALS MAIN AND 7TH									\$55									\$55	
				41-BVT UPGRADE WILLIAMS TO MONTANE									\$141									\$141	
			<b>TRANSPORTATION Total</b>										<b>\$195</b>									<b>\$195</b>	
			STORM	33-STONEWORKS CREEK DRAINAGE DIVERSION									\$0									\$0	
			<b>STORM Total</b>										<b>\$0</b>									<b>\$0</b>	
		SANITARY	01-WASTEWATER TREATMENT PLANT (1999)									\$63									\$63		
			02-SANITARY UPGRADE #1 (1999)									\$125									\$125		
			03-SANITARY UPGRADE #2 (1999)									\$23									\$23		
			04-SANITARY UPGRADE #3 (1999)									\$125									\$125		
			07-WWTP PH.1 (1999)									\$2									\$2		
			08-WWTP PH.2 (1999)									\$21									\$21		
			13-LIFT STATION #1 (1999)									\$0									\$0		
			18-BVT TRUNK SANITARY SEWER (2004)									\$678									\$678		
			19-WWTP INFLUENT PUMP (2003)									\$8									\$8		
			20-UMP - STORM WATER (2003)									\$1									\$1		
			22-CATCHMENT AREA 2 SANITARY UPG (2004)									\$104									\$104		
			23-WWTP EXP PROCESS EVALUATION (2004)									\$8									\$8		
			25-BVT SEWER UPGRADE (2006)									\$375									\$375		
			26-NEW LS CATCHMENT AREA 2 (2006)									\$1,287									\$1,287		
			27-FORCEMAIN FROM NEW LS TO WWTP (2005)									\$735									\$735		
			30-WWTP EXPANSION PHASE 2 (2007)									\$1,106									\$1,106		
			31-BVT RELIEF FORCEMAIN (2009)									\$1,760									\$1,760		
			47a-WWTP SOLIDS HANDLING UPGRADE (2013)									\$46									\$46		
			47b-WWTP SOLIDS HANDLING UPGRADE (2014)									\$94									\$94		
			47c-WWTP SOLIDS HANDLING UPGRADE (2017)									\$863									\$863		
			48-WWTP INFLUENT PUMP STATION Ph1 (2015)									\$52									\$52		
			49-LIFT STATION #1 PUMP UPGRADE (2015)									\$0									\$0		
			50-WWTP INFLUENT PUMP STATION Ph2 (2018)									\$90									\$90		
			52-WWTP-PROCESS & MECHANICAL UPGRADE (2018)									\$57									\$57		
			53-WWTP-DEWATERING SYSTEM UPGRADE (2020)									\$497									\$497		
			<b>SANITARY Total</b>										<b>\$8,119</b>								<b>\$8,119</b>		
			<b>Project Financing Total</b>										<b>\$9,541</b>									<b>\$9,541</b>	
			<b>PL20220172 Total</b>										<b>\$37,194</b>									<b>\$37,194</b>	
			PL20220182	Reserve	WATER	35-RESERVOIR CAPACITY UPGRADE (Dev 95.4%, MD Bighorn 4.6%)								\$2,958	\$10,889							\$13,847	
						51-PUMPHOUSE #2 - TREATMENT CAPACITY UPGRADE									\$4,324	\$15,914							\$20,238
						60-PUMPHOUSE 2 - INLINE BOOSTER PUMP UPGRADE									\$197	\$726							\$923
						61-PUMPHOUSE #2 - DISTRIBUTION UPGRADE									\$1,121	\$4,127							\$5,248
						64-BVT FIRE FLOW UPGRADE									\$0	\$0							\$0
		<b>WATER Total</b>										<b>\$8,601</b>	<b>\$31,656</b>							<b>\$40,257</b>			
		TRANSPORTATION			42-RLWY & MAIN INTERSECTION UPGRADE									\$612	\$2,254							\$2,867	
					44-BVT UPGRADE WILLIAMS WEST OF 17TH									\$780	\$2,872							\$3,652	
					45-RLWY AVENUE 10TH TO 12TH									\$1,037	\$3,816							\$4,852	
					54-TRAFFIC SIGNALS MAIN AND 8TH									\$118	\$436							\$554	
					55-10TH STREET TRAFFIC SIGNALS									\$353	\$1,299							\$1,652	
					<b>TRANSPORTATION Total</b>										<b>\$2,901</b>	<b>\$10,676</b>							<b>\$13,577</b>
		STORM			29-PALLISER STORMWATER STUDY WESTERN BASIN (2006)									\$0	\$0							\$0	
		37-TEEPEE TOWN STORMWATER MANAGEMENT UPGRADES												\$0	\$0							\$0	
<b>STORM Total</b>										<b>\$0</b>	<b>\$0</b>							<b>\$0</b>					
SANITARY	66-BVT WASTEWATER UPGRADE											\$0	\$0							\$0			
	67-RAILWAY AVENUE WASTEWATER UPGRADE											\$0	\$0							\$0			
	68-7th AVENUE WASTEWATER UPGRADE											\$0	\$0							\$0			
	69-BVT WASTEWATER UPGRADE (2ND AVE / TEEPEE TOWN)											\$0	\$0							\$0			
	21-CENTRAL CANMORE SW MGMT PLAN (2003)											\$0	\$0							\$0			
	32-PALLISER SANITARY TRUNK LINE (2010)											\$0	\$0							\$0			
	34-LIFT STATION # 10 (2011)											\$0	\$0							\$0			
	36-LIFT STN #8 UPGRADE (Dev 97.8%, MD Bighorn 2.2%)											\$0	\$0							\$0			
	49-LIFT STATION #1 PUMP UPGRADE (2015)									\$0	\$0							\$0					
	56-WWTP-INFLUENT SCREENS CAPACITY UPGRADE									\$154	\$567								\$721				

Appendix 1: Off-site levies received by contributors, uses, per facility / infrastructure type within each benefitting area, for each capital project.

Development Agreement Number	Use	Area	Project	4.1	4.5	5.3	6.1	6.2	6.4	7.4	9.1	9.4	10.1	10.2	10.3	10.4	11.3	11.4	Grand Total				
PL20220182	Reserve	SANITARY	57-WWTP-UV DISINFECTION CAPACITY UPGRADE								\$411	\$1,513							\$1,924				
			58-WWTP-INTERMEDIATE TRANSFER PUMPS									\$59	\$219							\$278			
			59-LIFT STATION #2 UPGRADE (2020)									\$0	\$0							\$0			
			65-LIFT STATION #2A UPGRADE									\$322	\$1,186							\$1,508			
			70- LIFT STN #10 UPGRADE (Dev 96.5%, MD Bighorn 3.5%)									\$0	\$0							\$0			
		<b>SANITARY Total</b>										<b>\$947</b>	<b>\$3,484</b>							<b>\$4,431</b>			
		FIRE	Fire Hall Palliser									\$1,010	\$3,719							\$4,730			
			Fire Hall Three Sisters									\$3,572	\$13,147							\$16,719			
		<b>FIRE Total</b>										<b>\$4,582</b>	<b>\$16,866</b>							<b>\$21,449</b>			
		<b>Reserve Total</b>										<b>\$17,031</b>	<b>\$62,683</b>							<b>\$79,713</b>			
	PL20220182	Project Financing	WATER	05-SECOND AVE. WATERMAIN (1999)								\$114	\$418							\$532			
				06-REC. CENTER WATERMAIN (1999)									\$31	\$115							\$146		
				09-WATER RESERVOIR #6 (1999)									\$172	\$633							\$804		
				10-WATER PH#1 (1999)									\$252	\$927							\$1,179		
				11-WATERLINE UNDER BOW RIVER (1999)									\$39	\$143							\$182		
				12-WATERLINE ON BVT (1999)									\$120	\$441							\$560		
				14-UTILITY MASTER PLAN (1999)									\$0	\$0							\$0		
				15-CROSSTOWN FEEDER (1999)									\$70	\$258							\$328		
				16-PH#2 UPGRADE (2001)									\$355	\$1,305							\$1,660		
				17-RAILWAY AVE WATERMAIN (2002)									\$17	\$61							\$78		
			24-7TH AVE WATERMAIN (2006)									\$2	\$7							\$9			
			28-HARVIE HEIGHTS WATER SUPPLY (2005)									\$288	\$1,061							\$1,349			
			39a-SOUTH BOW RIVER LOOP PH 1 (90% Water Dist #1-#10)									\$232	\$853							\$1,084			
			39b-SOUTH BOW RIVER LOOP PH 1 (10% Fire Flow Benefit #9)									\$2,520	\$9,276							\$11,796			
			46-PUMP HOUSE #2 - CLEAR WELL CAPACITY UPGRADE									\$1,080	\$3,975							\$5,055			
			<b>WATER Total</b>										<b>\$5,291</b>	<b>\$19,473</b>							<b>\$24,764</b>		
			TRANSPORTATION	40-TRAFFIC SIGNALS MAIN AND 7TH									\$119	\$437							\$556		
				41-BVT UPGRADE WILLIAMS TO MONTANE									\$306	\$1,126							\$1,432		
			<b>TRANSPORTATION Total</b>										<b>\$425</b>	<b>\$1,563</b>							<b>\$1,988</b>		
			STORM	33-STONEWORKS CREEK DRAINAGE DIVERSION									\$2,147	\$7,901							\$10,047		
			<b>STORM Total</b>										<b>\$2,147</b>	<b>\$7,901</b>							<b>\$10,047</b>		
			SANITARY	01-WASTEWATER TREATMENT PLANT (1999)									\$144	\$532							\$676		
				02-SANITARY UPGRADE #1 (1999)									\$286	\$1,051							\$1,336		
				03-SANITARY UPGRADE #2 (1999)									\$53	\$194							\$247		
				04-SANITARY UPGRADE #3 (1999)									\$285	\$1,050							\$1,335		
				07-WWTP PH.1 (1999)									\$6	\$20							\$26		
				08-WWTP PH.2 (1999)									\$47	\$173							\$220		
				13-LIFT STATION #1 (1999)									\$668	\$2,458							\$3,126		
				18-BVT TRUNK SANITARY SEWER (2004)									\$0	\$0							\$0		
				19-WWTP INFLUENT PUMP (2003)									\$18	\$67							\$85		
				20-UWP - STORM WATER (2003)									\$2	\$8							\$10		
				22-CATCHMENT AREA 2 SANITARY UPG (2004)									\$237	\$872							\$1,109		
				23-WWTP EXP PROCESS EVALUATION (2004)									\$18	\$68							\$86		
				25-BVT SEWER UPGRADE (2006)									\$0	\$0							\$0		
				26-NEW LS CATCHMENT AREA 2 (2006)									\$2,946	\$10,844							\$13,790		
				27-FORCEMAIN FROM NEW LS TO WWTP (2005)									\$1,681	\$6,188							\$7,869		
				30-WWTP EXPANSION PHASE 2 (2007)									\$2,531	\$9,317							\$11,848		
				31-BVT RELIEF FORCEMAIN (2009)									\$4,029	\$14,829							\$18,858		
				47a-WWTP SOLIDS HANDLING UPGRADE (2013)									\$106	\$389							\$494		
				47b-WWTP SOLIDS HANDLING UPGRADE (2014)									\$215	\$791							\$1,006		
				47c-WWTP SOLIDS HANDLING UPGRADE (2017)									\$1,975	\$7,268							\$9,242		
			48-WWTP INFLUENT PUMP STATION Ph1 (2015)									\$118	\$434							\$552			
			50-WWTP INFLUENT PUMP STATION Ph2 (2018)									\$205	\$755							\$961			
			52-WWTP-PROCESS & MECHANICAL UPGRADE (2018)									\$132	\$484							\$616			
			53-WWTP-DEWATERING SYSTEM UPGRADE (2020)									\$1,138	\$4,189							\$5,327			
			<b>SANITARY Total</b>										<b>\$16,840</b>	<b>\$61,981</b>							<b>\$78,821</b>		
			<b>Project Financing Total</b>										<b>\$24,702</b>	<b>\$90,917</b>							<b>\$115,619</b>		
			<b>PL20220182 Total</b>										<b>\$41,733</b>	<b>\$153,600</b>							<b>\$195,333</b>		
			PL20220198	Reserve	WATER	35-RESERVOIR CAPACITY UPGRADE (Dev 95.4%, MD Bighorn 4.6%)																\$1,310	
						51-PUMPHOUSE #2 - TREATMENT CAPACITY UPGRADE																	\$1,915
						60-PUMPHOUSE 2 - INLINE BOOSTER PUMP UPGRADE																	\$87
						61-PUMPHOUSE #2 - DISTRIBUTION UPGRADE																	\$497
						64-BVT FIRE FLOW UPGRADE																	\$0
					<b>WATER Total</b>																	<b>\$3,809</b>	
					TRANSPORTATION	42-RLWY & MAIN INTERSECTION UPGRADE																	\$282
						44-BVT UPGRADE WILLIAMS WEST OF 17TH																	\$359
						45-RLWY AVENUE 10TH TO 12TH																	\$477
						54-TRAFFIC SIGNALS MAIN AND 8TH																	\$54
			55-10TH STREET TRAFFIC SIGNALS																		\$162		
			<b>TRANSPORTATION Total</b>																	<b>\$1,334</b>			
			STORM	29-PALLISER STORMWATER STUDY WESTERN BASIN (2006)																			
			37-TEEPEE TOWN STORMWATER MANAGEMENT UPGRADES																				
			<b>STORM Total</b>																				

Appendix 1: Off-site levies received by contributors, uses, per facility / infrastructure type within each benefitting area, for each capital project.

Development Agreement Number	Use	Area	Project	4.1	4.5	5.3	6.1	6.2	6.4	7.4	9.1	9.4	10.1	10.2	10.3	10.4	11.3	11.4	Grand Total		
PL20220198	Reserve	SANITARY	66-BVT WASTEWATER UPGRADE													\$0			\$0		
			67-RAILWAY AVENUE WASTEWATER UPGRADE														\$0			\$0	
			68-7th AVENUE WASTEWATER UPGRADE														\$8,685			\$8,685	
			69-BVT WASTEWATER UPGRADE (2ND AVE / TEEPEE TOWN)														\$0			\$0	
			21-CENTRAL CANMORE SW MGMT PLAN (2003)														\$0			\$0	
			32-PALLISER SANITARY TRUNK LINE (2010)														\$0			\$0	
			34-LIFT STATION # 10 (2011)														\$0			\$0	
			36-LIFT STN #8 UPGRADE (Dev 97.8%, MD Bighorn 2.2%)														\$0			\$0	
			56-WWTP-INFLUENT SCREENS CAPACITY UPGRADE														\$66			\$66	
			57-WWTP-UV DISINFECTION CAPACITY UPGRADE														\$177			\$177	
			58-WWTP-INTERMEDIATE TRANSFER PUMPS														\$26			\$26	
			59-LIFT STATION #2 UPGRADE (2020)														\$0			\$0	
			65-LIFT STATION #2A UPGRADE														\$0			\$0	
			70- LIFT STN #10 UPGRADE (Dev 96.5%, MD Bighorn 3.5%)														\$0			\$0	
			<b>SANITARY Total</b>															<b>\$8,955</b>			<b>\$8,955</b>
			FIRE	Fire Hall Palliser															\$465		\$465
	Fire Hall Three Sisters																\$1,643		\$1,643		
	<b>FIRE Total</b>															<b>\$2,108</b>		<b>\$2,108</b>			
	<b>Reserve Total</b>															<b>\$16,206</b>		<b>\$16,206</b>			
	Project Financing	WATER	05-SECOND AVE. WATERMAIN (1999)														\$50		\$50		
			06-REC. CENTER WATERMAIN (1999)														\$14		\$14		
			09-WATER RESERVOIR #6 (1999)														\$76		\$76		
			10-WATER PH#1 (1999)														\$112		\$112		
			11-WATERLINE UNDER BOW RIVER (1999)														\$17		\$17		
			12-WATERLINE ON BVT (1999)														\$53		\$53		
			14-UTILITY MASTER PLAN (1999)														\$0		\$0		
			15-CROSSTOWN FEEDER (1999)														\$31		\$31		
			16-PH#2 UPGRADE (2001)														\$157		\$157		
			17-RAILWAY AVE WATERMAIN (2002)														\$7		\$7		
			24-7TH AVE WATERMAIN (2006)														\$1		\$1		
			28-HARVIE HEIGHTS WATER SUPPLY (2005)														\$128		\$128		
			39a-SOUTH BOW RIVER LOOP PH 1 (90% Water Dist #1-#10)														\$103		\$103		
39b-SOUTH BOW RIVER LOOP PH 1 (10% Fire Flow Benefit #9)																\$0		\$0			
46-PUMP HOUSE #2 - CLEAR WELL CAPACITY UPGRADE																\$478		\$478			
<b>WATER Total</b>															<b>\$1,227</b>		<b>\$1,227</b>				
TRANSPORTATION		40-TRAFFIC SIGNALS MAIN AND 7TH														\$55		\$55			
		41-BVT UPGRADE WILLIAMS TO MONTANE														\$141		\$141			
<b>TRANSPORTATION Total</b>														<b>\$195</b>		<b>\$195</b>					
STORM		33-STONEWORKS CREEK DRAINAGE DIVERSION																			
<b>STORM Total</b>																					
SANITARY		01-WASTEWATER TREATMENT PLANT (1999)														\$62		\$62			
		02-SANITARY UPGRADE #1 (1999)														\$123		\$123			
		03-SANITARY UPGRADE #2 (1999)														\$23		\$23			
		04-SANITARY UPGRADE #3 (1999)														\$123		\$123			
		07-WWTP PH.1 (1999)														\$2		\$2			
		08-WWTP PH.2 (1999)														\$20		\$20			
		13-LIFT STATION #1 (1999)														\$288		\$288			
		18-BVT TRUNK SANITARY SEWER (2004)														\$0		\$0			
		19-WWTP INFLUENT PUMP (2003)														\$8		\$8			
		20-UMP - STORM WATER (2003)														\$1		\$1			
		22-CATCHMENT AREA 2 SANITARY UPG (2004)														\$0		\$0			
	23-WWTP EXP PROCESS EVALUATION (2004)														\$8		\$8				
	25-BVT SEWER UPGRADE (2006)														\$0		\$0				
	26-NEW LS CATCHMENT AREA 2 (2006)														\$0		\$0				
	27-FORCEMAIN FROM NEW LS TO WWTP (2005)														\$0		\$0				
	30-WWTP EXPANSION PHASE 2 (2007)														\$1,093		\$1,093				
31-BVT RELIEF FORCEMAIN (2009)														\$0		\$0					
47a-WWTP SOLIDS HANDLING UPGRADE (2013)														\$46		\$46					
47b-WWTP SOLIDS HANDLING UPGRADE (2014)														\$93		\$93					
47c-WWTP SOLIDS HANDLING UPGRADE (2017)														\$852		\$852					
48-WWTP INFLUENT PUMP STATION Ph1 (2015)														\$51		\$51					
49-LIFT STATION #1 PUMP UPGRADE (2015)														\$3,410		\$3,410					
50-WWTP INFLUENT PUMP STATION Ph2 (2018)														\$89		\$89					
52-WWTP-PROCESS & MECHANICAL UPGRADE (2018)														\$57		\$57					
53-WWTP-DEWATERING SYSTEM UPGRADE (2020)														\$491		\$491					
<b>SANITARY Total</b>															<b>\$6,840</b>		<b>\$6,840</b>				
<b>Project Financing Total</b>															<b>\$8,262</b>		<b>\$8,262</b>				
<b>PL20220198 Total</b>															<b>\$24,468</b>		<b>\$24,468</b>				
PL20220230	Reserve	WATER	35-RESERVOIR CAPACITY UPGRADE (Dev 95.4%, MD Bighorn 4.6%)													\$571		\$571			
			39b-SOUTH BOW RIVER LOOP PH 1 (10% Fire Flow Benefit #9)														\$0		\$0		
			51-PUMPHOUSE #2 - TREATMENT CAPACITY UPGRADE															\$835		\$835	
			60-PUMPHOUSE 2 - INLINE BOOSTER PUMP UPGRADE															\$38		\$38	
			61-PUMPHOUSE #2 - DISTRIBUTION UPGRADE															\$217		\$217	

Appendix 1: Off-site levies received by contributors, uses, per facility / infrastructure type within each benefitting area, for each capital project.

Development Agreement Number	Use	Area	Project	4.1	4.5	5.3	6.1	6.2	6.4	7.4	9.1	9.4	10.1	10.2	10.3	10.4	11.3	11.4	Grand Total			
PL20220230	Reserve	WATER	64-BVT FIRE FLOW UPGRADE														\$0		\$0			
		<b>WATER Total</b>																<b>\$1,661</b>		<b>\$1,661</b>		
		TRANSPORTATION	42-RLWY & MAIN INTERSECTION UPGRADE															\$125		\$125		
			44-BVT UPGRADE WILLIAMS WEST OF 17TH															\$160		\$160		
			45-RLWY AVENUE 10TH TO 12TH															\$212		\$212		
			54-TRAFFIC SIGNALS MAIN AND 8TH															\$24		\$24		
			55-10TH STREET TRAFFIC SIGNALS															\$72		\$72		
		<b>TRANSPORTATION Total</b>																	<b>\$593</b>		<b>\$593</b>	
		STORM	29-PALLISER STORMWATER STUDY WESTERN BASIN (2006)																			
			33-STONERWORKS CREEK DRAINAGE DIVERSION																			
			37-TEEPEE TOWN STORMWATER MANAGEMENT UPGRADES																			
		<b>STORM Total</b>																				
		SANITARY	66-BVT WASTEWATER UPGRADE																\$0		\$0	
			67-RAILWAY AVENUE WASTEWATER UPGRADE																\$0		\$0	
			68-7th AVENUE WASTEWATER UPGRADE																\$0		\$0	
			69-BVT WASTEWATER UPGRADE (2ND AVE / TEEPEE TOWN)																\$0		\$0	
			13-LIFT STATION #1 (1999)																\$0		\$0	
			21-CENTRAL CANMORE SW MGMT PLAN (2003)																\$0		\$0	
			32-PALLISER SANITARY TRUNK LINE (2010)																\$0		\$0	
			34-LIFT STATION # 10 (2011)																\$0		\$0	
			36-LIFT STN #8 UPGRADE (Dev 97.8%, MD Bighorn 2.2%)																\$0		\$0	
			49-LIFT STATION #1 PUMP UPGRADE (2015)																\$0		\$0	
			56-WWTP-INFLUENT SCREENS CAPACITY UPGRADE																\$29		\$29	
			57-WWTP-UV DISINFECTION CAPACITY UPGRADE																\$77		\$77	
			58-WWTP-INTERMEDIATE TRANSFER PUMPS																\$11		\$11	
			59-LIFT STATION #2 UPGRADE (2020)																\$0		\$0	
			65-LIFT STATION #2A UPGRADE																\$0		\$0	
			70- LIFT STN #10 UPGRADE (Dev 96.5%, MD Bighorn 3.5%)																\$0		\$0	
		<b>SANITARY Total</b>																	<b>\$117</b>		<b>\$117</b>	
		FIRE	Fire Hall Palliser																\$207		\$207	
			Fire Hall Three Sisters																\$730		\$730	
		<b>FIRE Total</b>																	<b>\$937</b>		<b>\$937</b>	
		<b>Reserve Total</b>																	<b>\$3,309</b>		<b>\$3,309</b>	
		PL20220230	Project Financing	WATER	05-SECOND AVE. WATERMAIN (1999)														\$22		\$22	
					06-REC. CENTER WATERMAIN (1999)															\$6		\$6
					09-WATER RESERVOIR #6 (1999)															\$33		\$33
					10-WATER PH#1 (1999)															\$49		\$49
					11-WATERLINE UNDER BOW RIVER (1999)															\$8		\$8
					12-WATERLINE ON BVT (1999)															\$23		\$23
					14-UTILITY MASTER PLAN (1999)															\$0		\$0
					15-CROSSTOWN FEEDER (1999)															\$14		\$14
					16-PH#2 UPGRADE (2001)															\$69		\$69
					17-RAILWAY AVE WATERMAIN (2002)															\$3		\$3
					24-7TH AVE WATERMAIN (2006)															\$0		\$0
					28-HARVIE HEIGHTS WATER SUPPLY (2005)															\$56		\$56
					39a-SOUTH BOW RIVER LOOP PH 1 (90% Water Dist #1-#10)															\$0		\$0
					46-PUMP HOUSE #2 - CLEAR WELL CAPACITY UPGRADE															\$209		\$209
<b>WATER Total</b>																			<b>\$490</b>		<b>\$490</b>	
TRANSPORTATION	40-TRAFFIC SIGNALS MAIN AND 7TH																		\$24		\$24	
	41-BVT UPGRADE WILLIAMS TO MONTANE																		\$63		\$63	
<b>TRANSPORTATION Total</b>																			<b>\$87</b>		<b>\$87</b>	
SANITARY	01-WASTEWATER TREATMENT PLANT (1999)																		\$27		\$27	
	02-SANITARY UPGRADE #1 (1999)																		\$54		\$54	
	03-SANITARY UPGRADE #2 (1999)																		\$10		\$10	
	04-SANITARY UPGRADE #3 (1999)																		\$54		\$54	
	07-WWTP PH.1 (1999)																		\$1		\$1	
	08-WWTP PH.2 (1999)																		\$9		\$9	
	18-BVT TRUNK SANITARY SEWER (2004)																		\$0		\$0	
	19-WWTP INFLUENT PUMP (2003)																		\$3		\$3	
	20-UMP - STORM WATER (2003)																		\$0		\$0	
	22-CATCHMENT AREA 2 SANITARY UPG (2004)																		\$0		\$0	
	23-WWTP EXP PROCESS EVALUATION (2004)																		\$3		\$3	
	25-BVT SEWER UPGRADE (2006)																		\$0		\$0	
	26-NEW LS CATCHMENT AREA 2 (2006)																		\$0		\$0	
	27-FORCEMAIN FROM NEW LS TO WWTP (2005)																		\$0		\$0	
	30-WWTP EXPANSION PHASE 2 (2007)																		\$476		\$476	
	31-BVT RELIEF FORCEMAIN (2009)																		\$0		\$0	
	47a-WWTP SOLIDS HANDLING UPGRADE (2013)																		\$20		\$20	
	47b-WWTP SOLIDS HANDLING UPGRADE (2014)																		\$40		\$40	
	47c-WWTP SOLIDS HANDLING UPGRADE (2017)																		\$371		\$371	
	48-WWTP INFLUENT PUMP STATION Ph1 (2015)																		\$22		\$22	
	50-WWTP INFLUENT PUMP STATION Ph2 (2018)																		\$39		\$39	
	52-WWTP-PROCESS & MECHANICAL UPGRADE (2018)																		\$25		\$25	

Appendix 1: Off-site levies received by contributors, uses, per facility / infrastructure type within each benefitting area, for each capital project.

Development Agreement Number	Use	Area	Project	4.1	4.5	5.3	6.1	6.2	6.4	7.4	9.1	9.4	10.1	10.2	10.3	10.4	11.3	11.4	Grand Total		
PL20220230	Project Financing	SANITARY	53-WWTP-DEWATERING SYSTEM UPGRADE (2020)															\$214	\$214		
		<b>SANITARY Total</b>																	<b>\$1,368</b>	<b>\$1,368</b>	
	<b>Project Financing Total</b>																		<b>\$1,945</b>	<b>\$1,945</b>	
<b>PL20220230 Total</b>																			<b>\$5,254</b>	<b>\$5,254</b>	
PL20220233	Reserve	WATER	35-RESERVOIR CAPACITY UPGRADE (Dev 95.4%, MD Bighorn 4.6%)									\$10,889							\$10,889		
			51-PUMPHOUSE #2 - TREATMENT CAPACITY UPGRADE											\$15,914						\$15,914	
			60-PUMPHOUSE 2 - INLINE BOOSTER PUMP UPGRADE											\$726						\$726	
			61-PUMPHOUSE #2 - DISTRIBUTION UPGRADE											\$4,127						\$4,127	
			64-BVT FIRE FLOW UPGRADE											\$0						\$0	
			<b>WATER Total</b>												<b>\$31,656</b>						<b>\$31,656</b>
		TRANSPORTATION	42-RLWY & MAIN INTERSECTION UPGRADE											\$2,254						\$2,254	
			44-BVT UPGRADE WILLIAMS WEST OF 17TH											\$2,872						\$2,872	
			45-RLWY AVENUE 10TH TO 12TH											\$3,816						\$3,816	
			54-TRAFFIC SIGNALS MAIN AND 8TH											\$436						\$436	
			55-10TH STREET TRAFFIC SIGNALS											\$1,299						\$1,299	
		<b>TRANSPORTATION Total</b>												<b>\$10,676</b>						<b>\$10,676</b>	
		STORM	29-PALLISER STORMWATER STUDY WESTERN BASIN (2006)											\$0						\$0	
			37-TEEPEE TOWN STORMWATER MANAGEMENT UPGRADES											\$0						\$0	
		<b>STORM Total</b>												<b>\$0</b>						<b>\$0</b>	
		SANITARY	66-BVT WASTEWATER UPGRADE											\$0						\$0	
			67-RAILWAY AVENUE WASTEWATER UPGRADE											\$0						\$0	
			68-7th AVENUE WASTEWATER UPGRADE											\$0						\$0	
			69-BVT WASTEWATER UPGRADE (2ND AVE / TEEPEE TOWN)											\$0						\$0	
			21-CENTRAL CANMORE SW MGMT PLAN (2003)											\$0						\$0	
			32-PALLISER SANITARY TRUNK LINE (2010)											\$0						\$0	
	34-LIFT STATION # 10 (2011)												\$0						\$0		
	36-LIFT STN #8 UPGRADE (Dev 97.8%, MD Bighorn 2.2%)												\$0						\$0		
	56-WWTP-INFLUENT SCREENS CAPACITY UPGRADE													\$567					\$567		
	57-WWTP-UV DISINFECTION CAPACITY UPGRADE													\$1,513					\$1,513		
	58-WWTP-INTERMEDIATE TRANSFER PUMPS													\$219					\$219		
	59-LIFT STATION #2 UPGRADE (2020)													\$0					\$0		
	65-LIFT STATION #2A UPGRADE													\$1,186					\$1,186		
	70- LIFT STN #10 UPGRADE (Dev 96.5%, MD Bighorn 3.5%)													\$0					\$0		
	<b>SANITARY Total</b>												<b>\$3,484</b>						<b>\$3,484</b>		
	FIRE	Fire Hall Palliser											\$3,719						\$3,719		
		Fire Hall Three Sisters											\$13,147						\$13,147		
	<b>FIRE Total</b>												<b>\$16,866</b>						<b>\$16,866</b>		
	<b>Reserve Total</b>												<b>\$62,683</b>						<b>\$62,683</b>		
	Project Financing	WATER	05-SECOND AVE. WATERMAIN (1999)										\$418						\$418		
			06-REC. CENTER WATERMAIN (1999)											\$115					\$115		
			09-WATER RESERVOIR #6 (1999)											\$633						\$633	
			10-WATER PH#1 (1999)											\$927						\$927	
			11-WATERLINE UNDER BOW RIVER (1999)											\$143						\$143	
			12-WATERLINE ON BVT (1999)												\$441					\$441	
			14-UTILITY MASTER PLAN (1999)											\$0						\$0	
			15-CROSSTOWN FEEDER (1999)												\$258					\$258	
			16-PH#2 UPGRADE (2001)												\$1,305					\$1,305	
			17-RAILWAY AVE WATERMAIN (2002)												\$61					\$61	
			24-7TH AVE WATERMAIN (2006)												\$7					\$7	
			28-HARVIE HEIGHTS WATER SUPPLY (2005)												\$1,061					\$1,061	
			39a-SOUTH BOW RIVER LOOP PH 1 (90% Water Dist #1-#10)												\$853					\$853	
			39b-SOUTH BOW RIVER LOOP PH 1 (10% Fire Flow Benefit #9)												\$9,276					\$9,276	
			46-PUMP HOUSE #2 - CLEAR WELL CAPACITY UPGRADE												\$3,975					\$3,975	
			<b>WATER Total</b>												<b>\$19,473</b>						<b>\$19,473</b>
			TRANSPORTATION	40-TRAFFIC SIGNALS MAIN AND 7TH											\$437						\$437
				41-BVT UPGRADE WILLIAMS TO MONTANE											\$1,126						\$1,126
<b>TRANSPORTATION Total</b>														<b>\$1,563</b>						<b>\$1,563</b>	
STORM			33-STONEWORKS CREEK DRAINAGE DIVERSION											\$7,901						\$7,901	
<b>STORM Total</b>														<b>\$7,901</b>						<b>\$7,901</b>	
SANITARY		01-WASTEWATER TREATMENT PLANT (1999)											\$532						\$532		
		02-SANITARY UPGRADE #1 (1999)											\$1,051						\$1,051		
		03-SANITARY UPGRADE #2 (1999)												\$194					\$194		
		04-SANITARY UPGRADE #3 (1999)												\$1,050					\$1,050		
		07-WWTP PH.1 (1999)												\$20					\$20		
		08-WWTP PH.2 (1999)												\$173					\$173		
		13-LIFT STATION #1 (1999)												\$2,458					\$2,458		
		18-BVT TRUNK SANITARY SEWER (2004)												\$0					\$0		
		19-WWTP INFLUENT PUMP (2003)												\$67					\$67		
		20-UWP - STORM WATER (2003)												\$8					\$8		
		22-CATCHMENT AREA 2 SANITARY UPG (2004)												\$872					\$872		
23-WWTP EXP PROCESS EVALUATION (2004)												\$68					\$68				
25-BVT SEWER UPGRADE (2006)												\$0					\$0				
26-NEW LS CATCHMENT AREA 2 (2006)												\$10,844					\$10,844				

Appendix 1: Off-site levies received by contributors, uses, per facility / infrastructure type within each benefitting area, for each capital project.

Development Agreement Number	Use	Area	Project	4.1	4.5	5.3	6.1	6.2	6.4	7.4	9.1	9.4	10.1	10.2	10.3	10.4	11.3	11.4	Grand Total				
PL20220233	Project Financing	SANITARY	27-FORCEMAIN FROM NEW LS TO WWTP (2005)									\$6,188							\$6,188				
			30-WWTP EXPANSION PHASE 2 (2007)										\$9,317							\$9,317			
			31-BVT RELIEF FORCEMAIN (2009)										\$14,829								\$14,829		
			47a-WWTP SOLIDS HANDLING UPGRADE (2013)										\$389								\$389		
			47b-WWTP SOLIDS HANDLING UPGRADE (2014)										\$791								\$791		
			47c-WWTP SOLIDS HANDLING UPGRADE (2017)										\$7,268								\$7,268		
			48-WWTP INFLUENT PUMP STATION Ph1 (2015)										\$434								\$434		
			49-LIFT STATION #1 PUMP UPGRADE (2015)										\$0								\$0		
			50-WWTP INFLUENT PUMP STATION Ph2 (2018)										\$755								\$755		
			52-WWTP-PROCESS & MECHANICAL UPGRADE (2018)										\$484								\$484		
			53-WWTP-DEWATERING SYSTEM UPGRADE (2020)										\$4,189								\$4,189		
			<b>SANITARY Total</b>											<b>\$61,981</b>							<b>\$61,981</b>		
			<b>Project Financing Total</b>											<b>\$90,917</b>							<b>\$90,917</b>		
			<b>PL20220233 Total</b>												<b>\$153,600</b>								<b>\$153,600</b>
PL20220246	Reserve	WATER	35-RESERVOIR CAPACITY UPGRADE (Dev 95.4%, MD Bighorn 4.6%)																\$429	\$429			
			51-PUMPHOUSE #2 - TREATMENT CAPACITY UPGRADE																	\$626	\$626		
			60-PUMPHOUSE 2 - INLINE BOOSTER PUMP UPGRADE																	\$29	\$29		
			61-PUMPHOUSE #2 - DISTRIBUTION UPGRADE																		\$162	\$162	
			64-BVT FIRE FLOW UPGRADE																		\$0	\$0	
			<b>WATER Total</b>																			<b>\$1,246</b>	<b>\$1,246</b>
			TRANSPORTATION	42-RLWY & MAIN INTERSECTION UPGRADE																		\$94	\$94
				44-BVT UPGRADE WILLIAMS WEST OF 17TH																		\$120	\$120
				45-RLWY AVENUE 10TH TO 12TH																		\$159	\$159
				54-TRAFFIC SIGNALS MAIN AND 8TH																		\$18	\$18
				55-10TH STREET TRAFFIC SIGNALS																		\$54	\$54
			<b>TRANSPORTATION Total</b>																			<b>\$445</b>	<b>\$445</b>
			STORM	29-PALLISER STORMWATER STUDY WESTERN BASIN (2006)																			
	37-TEEPEE TOWN STORMWATER MANAGEMENT UPGRADES																						
	<b>STORM Total</b>																						
	SANITARY	66-BVT WASTEWATER UPGRADE																		\$0	\$0		
		67-RAILWAY AVENUE WASTEWATER UPGRADE																		\$0	\$0		
		68-7th AVENUE WASTEWATER UPGRADE																		\$0	\$0		
		69-BVT WASTEWATER UPGRADE (2ND AVE / TEEPEE TOWN)																		\$0	\$0		
		21-CENTRAL CANMORE SW MGMT PLAN (2003)																		\$0	\$0		
		32-PALLISER SANITARY TRUNK LINE (2010)																		\$0	\$0		
		34-LIFT STATION # 10 (2011)																		\$0	\$0		
		36-LIFT STN #8 UPGRADE (Dev 97.8%, MD Bighorn 2.2%)																		\$0	\$0		
		56-WWTP-INFLUENT SCREENS CAPACITY UPGRADE																		\$22	\$22		
		57-WWTP-UV DISINFECTION CAPACITY UPGRADE																		\$58	\$58		
		58-WWTP-INTERMEDIATE TRANSFER PUMPS																		\$8	\$8		
		65-LIFT STATION #2A UPGRADE																		\$0	\$0		
		70- LIFT STN #10 UPGRADE (Dev 96.5%, MD Bighorn 3.5%)																		\$0	\$0		
		<b>SANITARY Total</b>																			<b>\$88</b>	<b>\$88</b>	
	FIRE	Fire Hall Palliser																		\$155	\$155		
		Fire Hall Three Sisters																		\$548	\$548		
	<b>FIRE Total</b>																			<b>\$703</b>	<b>\$703</b>		
	<b>Reserve Total</b>																			<b>\$2,481</b>	<b>\$2,481</b>		
	Project Financing	WATER	05-SECOND AVE. WATERMAIN (1999)																		\$16	\$16	
			06-REC. CENTER WATERMAIN (1999)																		\$5	\$5	
			09-WATER RESERVOIR #6 (1999)																		\$25	\$25	
			10-WATER PH#1 (1999)																		\$36	\$36	
			11-WATERLINE UNDER BOW RIVER (1999)																		\$6	\$6	
			12-WATERLINE ON BVT (1999)																		\$17	\$17	
			14-UTILITY MASTER PLAN (1999)																		\$0	\$0	
			15-CROSSTOWN FEEDER (1999)																		\$10	\$10	
			16-PH#2 UPGRADE (2001)																		\$51	\$51	
			17-RAILWAY AVE WATERMAIN (2002)																		\$2	\$2	
			24-7TH AVE WATERMAIN (2006)																		\$0	\$0	
			28-HARVIE HEIGHTS WATER SUPPLY (2005)																		\$42	\$42	
			39a-SOUTH BOW RIVER LOOP PH 1 (90% Water Dist #1-#10)																		\$0	\$0	
			39b-SOUTH BOW RIVER LOOP PH 1 (10% Fire Flow Benefit #9)																		\$0	\$0	
46-PUMP HOUSE #2 - CLEAR WELL CAPACITY UPGRADE																				\$156	\$156		
<b>WATER Total</b>																			<b>\$368</b>	<b>\$368</b>			
TRANSPORTATION			40-TRAFFIC SIGNALS MAIN AND 7TH																		\$18	\$18	
			41-BVT UPGRADE WILLIAMS TO MONTANE																		\$47	\$47	
<b>TRANSPORTATION Total</b>																			<b>\$65</b>	<b>\$65</b>			
STORM			33-STONEWORKS CREEK DRAINAGE DIVERSION																				
<b>STORM Total</b>																							
SANITARY			01-WASTEWATER TREATMENT PLANT (1999)																		\$20	\$20	
			02-SANITARY UPGRADE #1 (1999)																		\$40	\$40	
			03-SANITARY UPGRADE #2 (1999)																		\$7	\$7	
			04-SANITARY UPGRADE #3 (1999)																		\$40	\$40	
			07-WWTP PH.1 (1999)																		\$1	\$1	

Appendix 1: Off-site levies received by contributors, uses, per facility / infrastructure type within each benefitting area, for each capital project.

Development Agreement Number	Use	Area	Project	4.1	4.5	5.3	6.1	6.2	6.4	7.4	9.1	9.4	10.1	10.2	10.3	10.4	11.3	11.4	Grand Total				
PL20220246	Project Financing	SANITARY	08-WWTP PH.2 (1999)																\$7	\$7			
			13-LIFT STATION #1 (1999)																	\$0	\$0		
			18-BVT TRUNK SANITARY SEWER (2004)																		\$0	\$0	
			19-WWTP INFLUENT PUMP (2003)																		\$3	\$3	
			20-UMP - STORM WATER (2003)																		\$0	\$0	
			22-CATCHMENT AREA 2 SANITARY UPG (2004)																		\$0	\$0	
			23-WWTP EXP PROCESS EVALUATION (2004)																		\$3	\$3	
			25-BVT SEWER UPGRADE (2006)																		\$0	\$0	
			26-NEW LS CATCHMENT AREA 2 (2006)																		\$0	\$0	
			27-FORCEMAIN FROM NEW LS TO WWTP (2005)																		\$0	\$0	
			30-WWTP EXPANSION PHASE 2 (2007)																		\$357	\$357	
			31-BVT RELIEF FORCEMAIN (2009)																		\$0	\$0	
			47a-WWTP SOLIDS HANDLING UPGRADE (2013)																		\$15	\$15	
			47b-WWTP SOLIDS HANDLING UPGRADE (2014)																		\$30	\$30	
			47c-WWTP SOLIDS HANDLING UPGRADE (2017)																		\$278	\$278	
			48-WWTP INFLUENT PUMP STATION Ph1 (2015)																		\$17	\$17	
			49-LIFT STATION #1 PUMP UPGRADE (2015)																		\$0	\$0	
			50-WWTP INFLUENT PUMP STATION Ph2 (2018)																		\$29	\$29	
			52-WWTP-PROCESS & MECHANICAL UPGRADE (2018)																		\$19	\$19	
			53-WWTP-DEWATERING SYSTEM UPGRADE (2020)																		\$160	\$160	
			59-LIFT STATION #2 UPGRADE (2020)																		\$0	\$0	
<b>SANITARY Total</b>																		<b>\$1,026</b>	<b>\$1,026</b>				
<b>Project Financing Total</b>																		<b>\$1,459</b>	<b>\$1,459</b>				
<b>PL20220246 Total</b>																		<b>\$3,940</b>	<b>\$3,940</b>				
PL20220274	Reserve	WATER	35-RESERVOIR CAPACITY UPGRADE (Dev 95.4%, MD Bighorn 4.6%)					\$291		\$25,766										\$26,058			
			51-PUMPHOUSE #2 - TREATMENT CAPACITY UPGRADE					\$426		\$37,658											\$38,083		
			60-PUMPHOUSE 2 - INLINE BOOSTER PUMP UPGRADE					\$19		\$1,718											\$1,737		
			61-PUMPHOUSE #2 - DISTRIBUTION UPGRADE					\$110		\$9,765											\$9,876		
			64-BVT FIRE FLOW UPGRADE					\$0		\$0											\$0		
			<b>WATER Total</b>							<b>\$847</b>		<b>\$74,907</b>										<b>\$75,754</b>	
			TRANSPORTATION	42-RLWY & MAIN INTERSECTION UPGRADE					\$63		\$5,541											\$5,604	
				44-BVT UPGRADE WILLIAMS WEST OF 17TH					\$80		\$7,059											\$7,139	
				45-RLWY AVENUE 10TH TO 12TH					\$106		\$9,380											\$9,486	
				54-TRAFFIC SIGNALS MAIN AND 8TH					\$12		\$1,071											\$1,083	
				55-10TH STREET TRAFFIC SIGNALS					\$36		\$3,193											\$3,229	
			<b>TRANSPORTATION Total</b>							<b>\$297</b>		<b>\$26,244</b>										<b>\$26,541</b>	
			STORM	29-PALLISER STORMWATER STUDY WESTERN BASIN (2006)					\$0		\$0											\$0	
				37-TEEPEE TOWN STORMWATER MANAGEMENT UPGRADES					\$0		\$0											\$0	
			<b>STORM Total</b>							<b>\$0</b>		<b>\$0</b>										<b>\$0</b>	
			SANITARY	66-BVT WASTEWATER UPGRADE					\$376		\$33,232											\$33,608	
				67-RAILWAY AVENUE WASTEWATER UPGRADE					\$305		\$27,018											\$27,323	
				68-7th AVENUE WASTEWATER UPGRADE					\$0		\$0											\$0	
				69-BVT WASTEWATER UPGRADE (2ND AVE / TEEPEE TOWN)					\$41		\$3,610											\$3,651	
				21-CENTRAL CANMORE SW MGMT PLAN (2003)					\$0		\$0											\$0	
				32-PALLISER SANITARY TRUNK LINE (2010)					\$0		\$0											\$0	
				34-LIFT STATION # 10 (2011)					\$0		\$0											\$0	
				36-LIFT STN #8 UPGRADE (Dev 97.8%, MD Bighorn 2.2%)					\$0		\$0											\$0	
				56-WWTP-INFLUENT SCREENS CAPACITY UPGRADE					\$15		\$1,327											\$1,342	
				57-WWTP-UV DISINFECTION CAPACITY UPGRADE					\$40		\$3,543											\$3,583	
				58-WWTP-INTERMEDIATE TRANSFER PUMPS					\$6		\$512											\$518	
				65-LIFT STATION #2A UPGRADE					\$0		\$0											\$0	
				70- LIFT STN #10 UPGRADE (Dev 96.5%, MD Bighorn 3.5%)					\$0		\$0											\$0	
			<b>SANITARY Total</b>							<b>\$783</b>		<b>\$69,241</b>										<b>\$70,024</b>	
			FIRE	Fire Hall Palliser					\$103		\$9,143											\$9,246	
				Fire Hall Three Sisters					\$365		\$32,318											\$32,684	
			<b>FIRE Total</b>							<b>\$469</b>		<b>\$41,461</b>										<b>\$41,930</b>	
			<b>Reserve Total</b>							<b>\$2,395</b>		<b>\$211,853</b>										<b>\$214,248</b>	
			Project Financing	WATER	05-SECOND AVE. WATERMAIN (1999)						\$11		\$990										\$1,001
					06-REC. CENTER WATERMAIN (1999)						\$3		\$272										\$275
					09-WATER RESERVOIR #6 (1999)							\$17		\$1,497									\$1,514
					10-WATER PH#1 (1999)							\$25		\$2,194									\$2,219
					11-WATERLINE UNDER BOW RIVER (1999)							\$4		\$339									\$342
					12-WATERLINE ON BVT (1999)							\$12		\$1,043									\$1,054
					14-UTILITY MASTER PLAN (1999)							\$0		\$0									\$0
					15-CROSSTOWN FEEDER (1999)							\$7		\$610									\$617
16-PH#2 UPGRADE (2001)									\$35		\$3,088									\$3,123			
17-RAILWAY AVE WATERMAIN (2002)									\$2		\$145									\$147			
24-7TH AVE WATERMAIN (2006)									\$0		\$17									\$17			
28-HARVIE HEIGHTS WATER SUPPLY (2005)									\$28		\$2,511									\$2,539			
39a-SOUTH BOW RIVER LOOP PH 1 (90% Water Dist #1-#10)									\$23		\$2,018									\$2,041			
39b-SOUTH BOW RIVER LOOP PH 1 (10% Fire Flow Benefit #9)									\$0		\$0									\$0			
46-PUMP HOUSE #2 - CLEAR WELL CAPACITY UPGRADE									\$106		\$9,406									\$9,512			
<b>WATER Total</b>									<b>\$273</b>		<b>\$24,129</b>										<b>\$24,402</b>		



Appendix 1: Off-site levies received by contributors, uses, per facility / infrastructure type within each benefiting area, for each capital project.

Development Agreement Number	Use	Area	Project	4.1	4.5	5.3	6.1	6.2	6.4	7.4	9.1	9.4	10.1	10.2	10.3	10.4	11.3	11.4	Grand Total		
PL20220274	Project Financing	TRANSPORTATION	40-TRAFFIC SIGNALS MAIN AND 7TH				\$12		\$1,074										\$1,086		
			41-BVT UPGRADE WILLIAMS TO MONTANE				\$31		\$2,768												\$2,800
		<b>TRANSPORTATION Total</b>						<b>\$43</b>		<b>\$3,842</b>											<b>\$3,886</b>
		STORM	33-STONEWORKS CREEK DRAINAGE DIVERSION					\$220		\$19,421											\$19,641
			<b>STORM Total</b>						<b>\$220</b>		<b>\$19,421</b>										
		SANITARY	01-WASTEWATER TREATMENT PLANT (1999)						\$14		\$1,245										\$1,259
			02-SANITARY UPGRADE #1 (1999)						\$28		\$2,460										\$2,488
			03-SANITARY UPGRADE #2 (1999)						\$5		\$455										\$460
			04-SANITARY UPGRADE #3 (1999)						\$28		\$2,458										\$2,486
			07-WWTP PH.1 (1999)						\$1		\$48										\$48
			08-WWTP PH.2 (1999)						\$5		\$405										\$409
			13-LIFT STATION #1 (1999)						\$0		\$0										\$0
			18-BVT TRUNK SANITARY SEWER (2004)						\$151		\$13,363										\$13,514
			19-WWTP INFLUENT PUMP (2003)						\$2		\$156										\$158
			20-UMP - STORM WATER (2003)						\$0		\$19										\$19
			22-CATCHMENT AREA 2 SANITARY UPG (2004)						\$23		\$2,042										\$2,065
			23-WWTP EXP PROCESS EVALUATION (2004)						\$2		\$159										\$161
			25-BVT SEWER UPGRADE (2006)						\$84		\$7,399										\$7,483
			26-NEW LS CATCHMENT AREA 2 (2006)						\$287		\$25,389										\$25,676
			27-FORCEMAIN FROM NEW LS TO WWTP (2005)						\$164		\$14,489										\$14,652
			30-WWTP EXPANSION PHASE 2 (2007)						\$247		\$21,813										\$22,060
			31-BVT RELIEF FORCEMAIN (2009)						\$393		\$34,720										\$35,113
			47a-WWTP SOLIDS HANDLING UPGRADE (2013)						\$10		\$910										\$921
			47b-WWTP SOLIDS HANDLING UPGRADE (2014)						\$21		\$1,851										\$1,872
			47c-WWTP SOLIDS HANDLING UPGRADE (2017)						\$192		\$17,016										\$17,209
			48-WWTP INFLUENT PUMP STATION Ph1 (2015)						\$11		\$1,017										\$1,028
			49-LIFT STATION #1 PUMP UPGRADE (2015)						\$0		\$0										\$0
			50-WWTP INFLUENT PUMP STATION Ph2 (2018)						\$20		\$1,768										\$1,788
		52-WWTP-PROCESS & MECHANICAL UPGRADE (2018)						\$13		\$1,134										\$1,147	
		53-WWTP-DEWATERING SYSTEM UPGRADE (2020)						\$111		\$9,808										\$9,919	
		59-LIFT STATION #2 UPGRADE (2020)						\$262		\$23,189										\$23,451	
		<b>SANITARY Total</b>						<b>\$2,073</b>		<b>\$183,313</b>											<b>\$185,386</b>
		<b>Project Financing Total</b>							<b>\$2,609</b>		<b>\$230,706</b>										<b>\$233,315</b>
<b>PL20220274 Total</b>							<b>\$5,004</b>		<b>\$442,559</b>										<b>\$447,563</b>		
PL20220305	Reserve	WATER	35-RESERVOIR CAPACITY UPGRADE (Dev 95.4%, MD Bighorn 4.6%)					\$27,310	\$12,228										\$39,538		
			51-PUMPHOUSE #2 - TREATMENT CAPACITY UPGRADE					\$39,914	\$17,871											\$57,785	
			60-PUMPHOUSE 2 - INLINE BOOSTER PUMP UPGRADE					\$1,821	\$815											\$2,636	
			61-PUMPHOUSE #2 - DISTRIBUTION UPGRADE					\$10,350	\$4,634											\$14,985	
			64-BVT FIRE FLOW UPGRADE					\$0	\$0												\$0
		<b>WATER Total</b>							<b>\$79,394</b>	<b>\$35,549</b>											<b>\$114,943</b>
		TRANSPORTATION	42-RLWY & MAIN INTERSECTION UPGRADE						\$5,873	\$2,630											\$8,503
			44-BVT UPGRADE WILLIAMS WEST OF 17TH						\$7,482	\$3,350											\$10,832
			45-RLWY AVENUE 10TH TO 12TH						\$9,942	\$4,451											\$14,393
			54-TRAFFIC SIGNALS MAIN AND 8TH						\$1,135	\$508											\$1,643
			55-10TH STREET TRAFFIC SIGNALS						\$3,385	\$1,515											\$4,900
		<b>TRANSPORTATION Total</b>							<b>\$27,816</b>	<b>\$12,455</b>											<b>\$40,271</b>
		STORM	29-PALLISER STORMWATER STUDY WESTERN BASIN (2006)						\$0	\$0											\$0
			37-TEEPEE TOWN STORMWATER MANAGEMENT UPGRADES						\$0	\$0											\$0
		<b>STORM Total</b>							<b>\$0</b>	<b>\$0</b>											<b>\$0</b>
		SANITARY	66-BVT WASTEWATER UPGRADE						\$35,223	\$15,771											\$50,994
			67-RAILWAY AVENUE WASTEWATER UPGRADE						\$28,636	\$12,822											\$41,458
			68-7th AVENUE WASTEWATER UPGRADE						\$0	\$0											\$0
			69-BVT WASTEWATER UPGRADE (2ND AVE / TEEPEE TOWN)						\$3,826	\$1,713											\$5,539
			21-CENTRAL CANMORE SW MGMT PLAN (2003)						\$0	\$0											\$0
			32-PALLISER SANITARY TRUNK LINE (2010)						\$0	\$0											\$0
			34-LIFT STATION # 10 (2011)						\$0	\$0											\$0
			36-LIFT STN #8 UPGRADE (Dev 97.8%, MD Bighorn 2.2%)						\$0	\$0											\$0
			56-WWTP-INFLUENT SCREENS CAPACITY UPGRADE						\$1,406	\$630											\$2,036
			57-WWTP-UV DISINFECTION CAPACITY UPGRADE						\$3,755	\$1,681											\$5,436
			58-WWTP-INTERMEDIATE TRANSFER PUMPS						\$543	\$243											\$786
			65-LIFT STATION #2A UPGRADE						\$0	\$0											\$0
			70- LIFT STN #10 UPGRADE (Dev 96.5%, MD Bighorn 3.5%)						\$0	\$0											\$0
		<b>SANITARY Total</b>							<b>\$73,389</b>	<b>\$32,860</b>											<b>\$106,249</b>
		FIRE	Fire Hall Palliser						\$9,690	\$4,339											\$14,029
			Fire Hall Three Sisters						\$34,254	\$15,337											\$49,592
		<b>FIRE Total</b>							<b>\$43,944</b>	<b>\$19,676</b>											<b>\$63,621</b>
		<b>Reserve Total</b>							<b>\$224,544</b>	<b>\$100,540</b>											<b>\$325,084</b>
Project Financing	WATER	05-SECOND AVE. WATERMAIN (1999)					\$1,049	\$470											\$1,518		
		06-REC. CENTER WATERMAIN (1999)					\$289	\$129											\$418		
		09-WATER RESERVOIR #6 (1999)					\$1,586	\$710											\$2,297		
		10-WATER PH#1 (1999)					\$2,326	\$1,041												\$3,367	
		11-WATERLINE UNDER BOW RIVER (1999)					\$359	\$161												\$520	
		12-WATERLINE ON BVT (1999)					\$1,105	\$495												\$1,600	



Appendix 1: Off-site levies received by contributors, uses, per facility / infrastructure type within each benefitting area, for each capital project.

Development Agreement Number	Use	Area	Project	4.1	4.5	5.3	6.1	6.2	6.4	7.4	9.1	9.4	10.1	10.2	10.3	10.4	11.3	11.4	Grand Total				
PL20220305	Project Financing	WATER	14-UTILITY MASTER PLAN (1999)					\$0	\$0										\$0				
			15-CROSTOWN FEEDER (1999)					\$647	\$289											\$936			
			16-PH#2 UPGRADE (2001)					\$3,274	\$1,466												\$4,739		
			17-RAILWAY AVE WATERMAIN (2002)					\$154	\$69												\$223		
			24-7TH AVE WATERMAIN (2006)					\$18	\$8												\$26		
			28-HARVIE HEIGHTS WATER SUPPLY (2005)								\$2,661	\$1,192										\$3,853	
			39a-SOUTH BOW RIVER LOOP PH 1 (90% Water Dist #1-#10)								\$2,139	\$958										\$3,096	
			39b-SOUTH BOW RIVER LOOP PH 1 (10% Fire Flow Benefit #9)								\$0	\$0										\$0	
			46-PUMP HOUSE #2 - CLEAR WELL CAPACITY UPGRADE								\$9,969	\$4,464										\$14,433	
			<b>WATER Total</b>								<b>\$25,574</b>	<b>\$11,451</b>										<b>\$37,026</b>	
			TRANSPORTATION	40-TRAFFIC SIGNALS MAIN AND 7TH							\$1,138	\$510										\$1,648	
		41-BVT UPGRADE WILLIAMS TO MONTANE								\$2,934	\$1,314										\$4,248		
		<b>TRANSPORTATION Total</b>								<b>\$4,073</b>	<b>\$1,823</b>										<b>\$5,896</b>		
		STORM	33-STONEWORKS CREEK DRAINAGE DIVERSION							\$20,585	\$9,217										\$29,802		
		<b>STORM Total</b>								<b>\$20,585</b>	<b>\$9,217</b>										<b>\$29,802</b>		
		SANITARY	01-WASTEWATER TREATMENT PLANT (1999)							\$1,320	\$591										\$1,910		
			02-SANITARY UPGRADE #1 (1999)							\$2,608	\$1,168										\$3,776		
			03-SANITARY UPGRADE #2 (1999)							\$482	\$216										\$698		
			04-SANITARY UPGRADE #3 (1999)							\$2,605	\$1,166										\$3,772		
			07-WWTP PH.1 (1999)							\$51	\$23										\$74		
			08-WWTP PH.2 (1999)							\$429	\$192											\$621	
			13-LIFT STATION #1 (1999)							\$0	\$0										\$0		
			18-BVT TRUNK SANITARY SEWER (2004)							\$14,163	\$6,342											\$20,505	
			19-WWTP INFLUENT PUMP (2003)							\$165	\$74											\$240	
			20-UMP - STORM WATER (2003)							\$20	\$9											\$29	
			22-CATCHMENT AREA 2 SANITARY UPG (2004)							\$2,164	\$969											\$3,133	
			23-WWTP EXP PROCESS EVALUATION (2004)							\$169	\$75											\$244	
			25-BVT SEWER UPGRADE (2006)							\$7,842	\$3,511											\$11,354	
			26-NEW LS CATCHMENT AREA 2 (2006)							\$26,910	\$12,049											\$38,958	
			27-FORCEMAIN FROM NEW LS TO WWTP (2005)							\$15,356	\$6,876											\$22,232	
			30-WWTP EXPANSION PHASE 2 (2007)							\$23,120	\$10,352											\$33,472	
			31-BVT RELIEF FORCEMAIN (2009)							\$36,800	\$16,477											\$53,277	
			47a-WWTP SOLIDS HANDLING UPGRADE (2013)								\$965	\$432										\$1,397	
			47b-WWTP SOLIDS HANDLING UPGRADE (2014)								\$1,962	\$879										\$2,841	
			47c-WWTP SOLIDS HANDLING UPGRADE (2017)								\$18,036	\$8,076										\$26,111	
		48-WWTP INFLUENT PUMP STATION Ph1 (2015)								\$1,078	\$483										\$1,560		
		49-LIFT STATION #1 PUMP UPGRADE (2015)								\$0	\$0										\$0		
		50-WWTP INFLUENT PUMP STATION Ph2 (2018)								\$1,874	\$839										\$2,714		
		52-WWTP-PROCESS & MECHANICAL UPGRADE (2018)								\$1,202	\$538										\$1,740		
		53-WWTP-DEWATERING SYSTEM UPGRADE (2020)								\$10,396	\$4,655										\$15,051		
		59-LIFT STATION #2 UPGRADE (2020)								\$24,578	\$11,005										\$35,583		
		<b>SANITARY Total</b>								<b>\$194,294</b>	<b>\$86,996</b>										<b>\$281,290</b>		
		<b>Project Financing Total</b>								<b>\$244,526</b>	<b>\$109,488</b>										<b>\$354,014</b>		
		<b>PL20220305 Total</b>								<b>\$469,070</b>	<b>\$210,028</b>										<b>\$679,098</b>		
		PL20220355	Reserve	WATER	35-RESERVOIR CAPACITY UPGRADE (Dev 95.4%, MD Bighorn 4.6%)															\$571	\$571		
					51-PUMPHOUSE #2 - TREATMENT CAPACITY UPGRADE																	\$835	
					60-PUMPHOUSE 2 - INLINE BOOSTER PUMP UPGRADE																		\$38
					61-PUMPHOUSE #2 - DISTRIBUTION UPGRADE																		\$217
					64-BVT FIRE FLOW UPGRADE																		\$0
				<b>WATER Total</b>																			<b>\$1,661</b>
				TRANSPORTATION	42-RLWY & MAIN INTERSECTION UPGRADE																		\$125
					44-BVT UPGRADE WILLIAMS WEST OF 17TH																		\$160
					45-RLWY AVENUE 10TH TO 12TH																		\$212
					54-TRAFFIC SIGNALS MAIN AND 8TH																		\$24
					55-10TH STREET TRAFFIC SIGNALS																		\$72
				<b>TRANSPORTATION Total</b>																			<b>\$593</b>
				STORM	29-PALLISER STORMWATER STUDY WESTERN BASIN (2006)																		
				37-TEEPEE TOWN STORMWATER MANAGEMENT UPGRADES																			
				<b>STORM Total</b>																			
SANITARY	66-BVT WASTEWATER UPGRADE																				\$0		
	67-RAILWAY AVENUE WASTEWATER UPGRADE																				\$0		
	68-7th AVENUE WASTEWATER UPGRADE																				\$0		
	69-BVT WASTEWATER UPGRADE (2ND AVE / TEEPEE TOWN)																				\$0		
	21-CENTRAL CANMORE SW MGMT PLAN (2003)																				\$0		
	32-PALLISER SANITARY TRUNK LINE (2010)																				\$0		
	34-LIFT STATION # 10 (2011)																				\$0		
	36-LIFT STN #8 UPGRADE (Dev 97.8%, MD Bighorn 2.2%)																				\$0		
	56-WWTP-INFLUENT SCREENS CAPACITY UPGRADE																		\$29				
	57-WWTP-UV DISINFECTION CAPACITY UPGRADE																		\$77				
58-WWTP-INTERMEDIATE TRANSFER PUMPS																		\$11					
59-LIFT STATION #2 UPGRADE (2020)																		\$0					
65-LIFT STATION #2A UPGRADE																		\$0					
70- LIFT STN #10 UPGRADE (Dev 96.5%, MD Bighorn 3.5%)																		\$0					

Appendix 1: Off-site levies received by contributors, uses, per facility / infrastructure type within each benefitting area, for each capital project.

Development Agreement Number	Use	Area	Project	4.1	4.5	5.3	6.1	6.2	6.4	7.4	9.1	9.4	10.1	10.2	10.3	10.4	11.3	11.4	Grand Total		
PL20220355	Reserve	<b>SANITARY Total</b>															\$117		\$117		
		FIRE	Fire Hall Palliser															\$207		\$207	
			Fire Hall Three Sisters															\$730		\$730	
		<b>FIRE Total</b>															\$937		\$937		
	<b>Reserve Total</b>																\$3,309		\$3,309		
	Project Financing	WATER	05-SECOND AVE. WATERMAIN (1999)															\$22		\$22	
			06-REC. CENTER WATERMAIN (1999)																\$6		\$6
			09-WATER RESERVOIR #6 (1999)																\$33		\$33
			10-WATER PH#1 (1999)																\$49		\$49
			11-WATERLINE UNDER BOW RIVER (1999)																\$8		\$8
			12-WATERLINE ON BVT (1999)																\$23		\$23
			14-UTILITY MASTER PLAN (1999)																\$0		\$0
			15-CROSSTOWN FEEDER (1999)																\$14		\$14
			16-PH#2 UPGRADE (2001)																\$69		\$69
			17-RAILWAY AVE WATERMAIN (2002)																\$3		\$3
24-7TH AVE WATERMAIN (2006)																	\$0		\$0		
28-HARVIE HEIGHTS WATER SUPPLY (2005)																	\$56		\$56		
39a-SOUTH BOW RIVER LOOP PH 1 (90% Water Dist #1-#10)																\$0		\$0			
39b-SOUTH BOW RIVER LOOP PH 1 (10% Fire Flow Benefit #9)																\$0		\$0			
46-PUMP HOUSE #2 - CLEAR WELL CAPACITY UPGRADE																\$209		\$209			
<b>WATER Total</b>																\$490		\$490			
TRANSPORTATION	40-TRAFFIC SIGNALS MAIN AND 7TH															\$24		\$24			
	41-BVT UPGRADE WILLIAMS TO MONTANE															\$63		\$63			
<b>TRANSPORTATION Total</b>																\$87		\$87			
STORM	33-STONEWORKS CREEK DRAINAGE DIVERSION																				
	<b>STORM Total</b>																				
SANITARY	01-WASTEWATER TREATMENT PLANT (1999)															\$27		\$27			
	02-SANITARY UPGRADE #1 (1999)															\$54		\$54			
	03-SANITARY UPGRADE #2 (1999)															\$10		\$10			
	04-SANITARY UPGRADE #3 (1999)															\$54		\$54			
	07-WWTP PH.1 (1999)															\$1		\$1			
	08-WWTP PH.2 (1999)															\$9		\$9			
	13-LIFT STATION #1 (1999)															\$0		\$0			
	18-BVT TRUNK SANITARY SEWER (2004)															\$0		\$0			
	19-WWTP INFLUENT PUMP (2003)															\$3		\$3			
	20-UWP - STORM WATER (2003)															\$0		\$0			
	22-CATCHMENT AREA 2 SANITARY UPG (2004)															\$0		\$0			
	23-WWTP EXP PROCESS EVALUATION (2004)															\$3		\$3			
	25-BVT SEWER UPGRADE (2006)															\$0		\$0			
	26-NEW LS CATCHMENT AREA 2 (2006)															\$0		\$0			
	27-FORCEMAIN FROM NEW LS TO WWTP (2005)															\$0		\$0			
	30-WWTP EXPANSION PHASE 2 (2007)															\$476		\$476			
	31-BVT RELIEF FORCEMAIN (2009)															\$0		\$0			
	47a-WWTP SOLIDS HANDLING UPGRADE (2013)															\$20		\$20			
47b-WWTP SOLIDS HANDLING UPGRADE (2014)															\$40		\$40				
47c-WWTP SOLIDS HANDLING UPGRADE (2017)															\$371		\$371				
48-WWTP INFLUENT PUMP STATION Ph1 (2015)															\$22		\$22				
49-LIFT STATION #1 PUMP UPGRADE (2015)															\$0		\$0				
50-WWTP INFLUENT PUMP STATION Ph2 (2018)															\$39		\$39				
52-WWTP-PROCESS & MECHANICAL UPGRADE (2018)															\$25		\$25				
53-WWTP-DEWATERING SYSTEM UPGRADE (2020)															\$214		\$214				
<b>SANITARY Total</b>															\$1,368		\$1,368				
<b>Project Financing Total</b>															\$1,945		\$1,945				
<b>PL20220355 Total</b>															\$5,254		\$5,254				
PL20220360	Reserve	WATER	35-RESERVOIR CAPACITY UPGRADE (Dev 95.4%, MD Bighorn 4.6%)													\$135		\$135			
			51-PUMPHOUSE #2 - TREATMENT CAPACITY UPGRADE														\$197		\$197		
			60-PUMPHOUSE 2 - INLINE BOOSTER PUMP UPGRADE															\$9		\$9	
			61-PUMPHOUSE #2 - DISTRIBUTION UPGRADE															\$51		\$51	
			64-BVT FIRE FLOW UPGRADE															\$0		\$0	
			<b>WATER Total</b>															\$391		\$391	
	TRANSPORTATION	42-RLWY & MAIN INTERSECTION UPGRADE														\$29		\$29			
		44-BVT UPGRADE WILLIAMS WEST OF 17TH														\$37		\$37			
		45-RLWY AVENUE 10TH TO 12TH														\$49		\$49			
		54-TRAFFIC SIGNALS MAIN AND 8TH														\$6		\$6			
		55-10TH STREET TRAFFIC SIGNALS														\$17		\$17			
	<b>TRANSPORTATION Total</b>														\$137		\$137				
STORM	29-PALLISER STORMWATER STUDY WESTERN BASIN (2006)																				
	37-TEEPEE TOWN STORMWATER MANAGEMENT UPGRADES																				
<b>STORM Total</b>																					
SANITARY	66-BVT WASTEWATER UPGRADE														\$0		\$0				
	67-RAILWAY AVENUE WASTEWATER UPGRADE														\$0		\$0				
	68-7th AVENUE WASTEWATER UPGRADE														\$860		\$860				
	69-BVT WASTEWATER UPGRADE (2ND AVE / TEEPEE TOWN)														\$0		\$0				

Appendix 1: Off-site levies received by contributors, uses, per facility / infrastructure type within each benefitting area, for each capital project.

Development Agreement Number	Use	Area	Project	4.1	4.5	5.3	6.1	6.2	6.4	7.4	9.1	9.4	10.1	10.2	10.3	10.4	11.3	11.4	Grand Total					
PL20220360	Reserve	SANITARY	21-CENTRAL CANMORE SW MGMT PLAN (2003)			\$0													\$0					
			32-PALLISER SANITARY TRUNK LINE (2010)			\$0															\$0			
			34-LIFT STATION # 10 (2011)			\$0															\$0			
			36-LIFT STN #8 UPGRADE (Dev 97.8%, MD Bighorn 2.2%)			\$0															\$0			
			49-LIFT STATION #1 PUMP UPGRADE (2015)			\$0															\$0			
			56-WWTP-INFLUENT SCREENS CAPACITY UPGRADE			\$7																\$7		
			57-WWTP-UV DISINFECTION CAPACITY UPGRADE			\$18																\$18		
			58-WWTP-INTERMEDIATE TRANSFER PUMPS			\$3																\$3		
			59-LIFT STATION #2 UPGRADE (2020)			\$0																\$0		
			65-LIFT STATION #2A UPGRADE			\$0																\$0		
			70- LIFT STN #10 UPGRADE (Dev 96.5%, MD Bighorn 3.5%)			\$0																\$0		
			<b>SANITARY Total</b>					<b>\$887</b>														<b>\$887</b>		
			FIRE	Fire Hall Palliser		\$48																	\$48	
				Fire Hall Three Sisters		\$169																	\$169	
			<b>FIRE Total</b>					<b>\$216</b>															<b>\$216</b>	
	<b>Reserve Total</b>						<b>\$1,631</b>														<b>\$1,631</b>			
	Project Financing	WATER		05-SECOND AVE. WATERMAIN (1999)			\$5														\$5			
				06-REC. CENTER WATERMAIN (1999)			\$1															\$1		
				09-WATER RESERVOIR #6 (1999)			\$8																\$8	
				10-WATER PH#1 (1999)			\$11																\$11	
				11-WATERLINE UNDER BOW RIVER (1999)			\$2																\$2	
				12-WATERLINE ON BVT (1999)			\$5																\$5	
				14-UTILITY MASTER PLAN (1999)			\$0																\$0	
				15-CROSSTOWN FEEDER (1999)			\$3																\$3	
				16-PH#2 UPGRADE (2001)			\$16																\$16	
				17-RAILWAY AVE WATERMAIN (2002)			\$1																\$1	
				24-7TH AVE WATERMAIN (2006)			\$0																\$0	
				28-HARVIE HEIGHTS WATER SUPPLY (2005)			\$13																\$13	
				39a-SOUTH BOW RIVER LOOP PH 1 (90% Water Dist #1-#10)			\$11																\$11	
				39b-SOUTH BOW RIVER LOOP PH 1 (10% Fire Flow Benefit #9)			\$0																\$0	
				46-PUMP HOUSE #2 - CLEAR WELL CAPACITY UPGRADE			\$49																\$49	
		<b>WATER Total</b>					<b>\$126</b>															<b>\$126</b>		
		TRANSPORTATION	40-TRAFFIC SIGNALS MAIN AND 7TH		\$6																	\$6		
			41-BVT UPGRADE WILLIAMS TO MONTANE		\$14																	\$14		
		<b>TRANSPORTATION Total</b>					<b>\$20</b>															<b>\$20</b>		
		STORM	33-STONEWORKS CREEK DRAINAGE DIVERSION																					
		<b>STORM Total</b>																						
		SANITARY			01-WASTEWATER TREATMENT PLANT (1999)			\$6														\$6		
					02-SANITARY UPGRADE #1 (1999)			\$12															\$12	
					03-SANITARY UPGRADE #2 (1999)			\$2															\$2	
					04-SANITARY UPGRADE #3 (1999)			\$12																\$12
					07-WWTP PH.1 (1999)			\$0																\$0
					08-WWTP PH.2 (1999)			\$2																\$2
					13-LIFT STATION #1 (1999)			\$29																\$29
					18-BVT TRUNK SANITARY SEWER (2004)			\$0																\$0
19-WWTP INFLUENT PUMP (2003)							\$1																\$1	
20-UWP - STORM WATER (2003)							\$0																\$0	
22-CATCHMENT AREA 2 SANITARY UPG (2004)							\$0																\$0	
23-WWTP EXP PROCESS EVALUATION (2004)							\$1																\$1	
25-BVT SEWER UPGRADE (2006)							\$0																\$0	
26-NEW LS CATCHMENT AREA 2 (2006)							\$0																\$0	
27-FORCEMAIN FROM NEW LS TO WWTP (2005)							\$0																\$0	
30-WWTP EXPANSION PHASE 2 (2007)				\$108																\$108				
31-BVT RELIEF FORCEMAIN (2009)				\$0																\$0				
47a-WWTP SOLIDS HANDLING UPGRADE (2013)				\$5																\$5				
47b-WWTP SOLIDS HANDLING UPGRADE (2014)				\$9																\$9				
47c-WWTP SOLIDS HANDLING UPGRADE (2017)				\$84																\$84				
48-WWTP INFLUENT PUMP STATION Ph1 (2015)				\$5																\$5				
50-WWTP INFLUENT PUMP STATION Ph2 (2018)				\$9																\$9				
52-WWTP-PROCESS & MECHANICAL UPGRADE (2018)				\$6																\$6				
53-WWTP-DEWATERING SYSTEM UPGRADE (2020)				\$49																\$49				
<b>SANITARY Total</b>					<b>\$340</b>															<b>\$340</b>				
<b>Project Financing Total</b>						<b>\$486</b>														<b>\$486</b>				
<b>PL20220360 Total</b>						<b>\$2,117</b>														<b>\$2,117</b>				
PL20220367	Reserve	WATER	35-RESERVOIR CAPACITY UPGRADE (Dev 95.4%, MD Bighorn 4.6%)							\$1,310										\$1,310				
			51-PUMPHOUSE #2 - TREATMENT CAPACITY UPGRADE								\$1,915										\$1,915			
			60-PUMPHOUSE 2 - INLINE BOOSTER PUMP UPGRADE									\$87									\$87			
			61-PUMPHOUSE #2 - DISTRIBUTION UPGRADE									\$497									\$497			
			64-BVT FIRE FLOW UPGRADE									\$0									\$0			
			<b>WATER Total</b>										<b>\$3,809</b>									<b>\$3,809</b>		
TRANSPORTATION	42-RLWY & MAIN INTERSECTION UPGRADE									\$282										\$282				
	44-BVT UPGRADE WILLIAMS WEST OF 17TH									\$359										\$359				
	45-RLWY AVENUE 10TH TO 12TH									\$477										\$477				

Appendix 1: Off-site levies received by contributors, uses, per facility / infrastructure type within each benefitting area, for each capital project.

Development Agreement Number	Use	Area	Project	4.1	4.5	5.3	6.1	6.2	6.4	7.4	9.1	9.4	10.1	10.2	10.3	10.4	11.3	11.4	Grand Total				
PL20220367	Reserve	TRANSPORTATION	54-TRAFFIC SIGNALS MAIN AND 8TH							\$54									\$54				
			55-10TH STREET TRAFFIC SIGNALS									\$162									\$162		
		<b>TRANSPORTATION Total</b>									<b>\$1,334</b>									<b>\$1,334</b>			
		STORM	29-PALLISER STORMWATER STUDY WESTERN BASIN (2006)									\$0									\$0		
			37-TEEPEE TOWN STORMWATER MANAGEMENT UPGRADES									\$18,260									\$18,260		
		<b>STORM Total</b>										<b>\$18,260</b>									<b>\$18,260</b>		
		SANITARY	66-BVT WASTEWATER UPGRADE									\$1,685									\$1,685		
			67-RAILWAY AVENUE WASTEWATER UPGRADE									\$0									\$0		
			68-7th AVENUE WASTEWATER UPGRADE									\$0									\$0		
			69-BVT WASTEWATER UPGRADE (2ND AVE / TEEPEE TOWN)									\$183									\$183		
			21-CENTRAL CANMORE SW MGMT PLAN (2003)									\$0									\$0		
			32-PALLISER SANITARY TRUNK LINE (2010)									\$0										\$0	
			34-LIFT STATION # 10 (2011)									\$0										\$0	
			36-LIFT STN #8 UPGRADE (Dev 97.8%, MD Bighorn 2.2%)									\$0										\$0	
			56-WWTP-INFLUENT SCREENS CAPACITY UPGRADE									\$67										\$67	
			57-WWTP-UV DISINFECTION CAPACITY UPGRADE									\$180										\$180	
			58-WWTP-INTERMEDIATE TRANSFER PUMPS									\$26										\$26	
			59-LIFT STATION #2 UPGRADE (2020)									\$0										\$0	
			65-LIFT STATION #2A UPGRADE									\$0										\$0	
			70- LIFT STN #10 UPGRADE (Dev 96.5%, MD Bighorn 3.5%)									\$0										\$0	
		<b>SANITARY Total</b>										<b>\$2,141</b>									<b>\$2,141</b>		
		FIRE	Fire Hall Palliser									\$465									\$465		
			Fire Hall Three Sisters									\$1,643									\$1,643		
		<b>FIRE Total</b>										<b>\$2,108</b>									<b>\$2,108</b>		
		<b>Reserve Total</b>										<b>\$27,653</b>									<b>\$27,653</b>		
		Project Financing	WATER	05-SECOND AVE. WATERMAIN (1999)								\$50									\$50		
				06-REC. CENTER WATERMAIN (1999)								\$14									\$14		
				09-WATER RESERVOIR #6 (1999)									\$76									\$76	
				10-WATER PH#1 (1999)									\$112									\$112	
				11-WATERLINE UNDER BOW RIVER (1999)									\$17									\$17	
				12-WATERLINE ON BVT (1999)									\$53									\$53	
				14-UTILITY MASTER PLAN (1999)									\$0									\$0	
				15-CROSTOWN FEEDER (1999)									\$31									\$31	
				16-PH#2 UPGRADE (2001)									\$157									\$157	
				17-RAILWAY AVE WATERMAIN (2002)									\$7									\$7	
				24-7TH AVE WATERMAIN (2006)									\$1									\$1	
				28-HARVIE HEIGHTS WATER SUPPLY (2005)									\$128									\$128	
				39a-SOUTH BOW RIVER LOOP PH 1 (90% Water Dist #1-#10)									\$103									\$103	
				39b-SOUTH BOW RIVER LOOP PH 1 (10% Fire Flow Benefit #9)									\$0									\$0	
				46-PUMP HOUSE #2 - CLEAR WELL CAPACITY UPGRADE									\$478									\$478	
				<b>WATER Total</b>										<b>\$1,227</b>									<b>\$1,227</b>
				TRANSPORTATION	40-TRAFFIC SIGNALS MAIN AND 7TH									\$55									\$55
41-BVT UPGRADE WILLIAMS TO MONTANE												\$141									\$141		
<b>TRANSPORTATION Total</b>												<b>\$195</b>									<b>\$195</b>		
STORM	33-STONEWORKS CREEK DRAINAGE DIVERSION											\$0									\$0		
<b>STORM Total</b>												<b>\$0</b>									<b>\$0</b>		
SANITARY	01-WASTEWATER TREATMENT PLANT (1999)											\$63									\$63		
	02-SANITARY UPGRADE #1 (1999)											\$125									\$125		
	03-SANITARY UPGRADE #2 (1999)											\$23									\$23		
	04-SANITARY UPGRADE #3 (1999)											\$125									\$125		
	07-WWTP PH.1 (1999)											\$2									\$2		
	08-WWTP PH.2 (1999)											\$21									\$21		
	13-LIFT STATION #1 (1999)											\$0									\$0		
	18-BVT TRUNK SANITARY SEWER (2004)											\$678									\$678		
	19-WWTP INFLUENT PUMP (2003)											\$8									\$8		
	20-UMP - STORM WATER (2003)											\$1									\$1		
	22-CATCHMENT AREA 2 SANITARY UPG (2004)											\$104									\$104		
	23-WWTP EXP PROCESS EVALUATION (2004)											\$8									\$8		
	25-BVT SEWER UPGRADE (2006)											\$375									\$375		
	26-NEW LS CATCHMENT AREA 2 (2006)											\$1,287									\$1,287		
	27-FORCEMAIN FROM NEW LS TO WWTP (2005)											\$735									\$735		
	30-WWTP EXPANSION PHASE 2 (2007)											\$1,106									\$1,106		
	31-BVT RELIEF FORCEMAIN (2009)											\$1,760									\$1,760		
	47a-WWTP SOLIDS HANDLING UPGRADE (2013)											\$46									\$46		
	47b-WWTP SOLIDS HANDLING UPGRADE (2014)											\$94									\$94		
	47c-WWTP SOLIDS HANDLING UPGRADE (2017)											\$863									\$863		
48-WWTP INFLUENT PUMP STATION Ph1 (2015)											\$52									\$52			
49-LIFT STATION #1 PUMP UPGRADE (2015)									\$0									\$0					
50-WWTP INFLUENT PUMP STATION Ph2 (2018)									\$90									\$90					
52-WWTP-PROCESS & MECHANICAL UPGRADE (2018)									\$57									\$57					
53-WWTP-DEWATERING SYSTEM UPGRADE (2020)									\$497									\$497					
<b>SANITARY Total</b>										<b>\$8,119</b>									<b>\$8,119</b>				
<b>Project Financing Total</b>										<b>\$9,541</b>									<b>\$9,541</b>				

Appendix 1: Off-site levies received by contributors, uses, per facility / infrastructure type within each benefitting area, for each capital project.

Development Agreement Number	Use	Area	Project	4.1	4.5	5.3	6.1	6.2	6.4	7.4	9.1	9.4	10.1	10.2	10.3	10.4	11.3	11.4	Grand Total				
<b>PL20220367 Total</b>										<b>\$37,194</b>										<b>\$37,194</b>			
PL20230034	Reserve	WATER	35-RESERVOIR CAPACITY UPGRADE (Dev 95.4%, MD Bighorn 4.6%)												\$582				\$582				
			51-PUMPHOUSE #2 - TREATMENT CAPACITY UPGRADE														\$851				\$851		
			60-PUMPHOUSE 2 - INLINE BOOSTER PUMP UPGRADE														\$39				\$39		
			61-PUMPHOUSE #2 - DISTRIBUTION UPGRADE														\$221				\$221		
			64-BVT FIRE FLOW UPGRADE														\$0				\$0		
				<b>WATER Total</b>													<b>\$1,693</b>				<b>\$1,693</b>		
				TRANSPORTATION	42-RLWY & MAIN INTERSECTION UPGRADE												\$125				\$125		
					44-BVT UPGRADE WILLIAMS WEST OF 17TH												\$160				\$160		
					45-RLWY AVENUE 10TH TO 12TH													\$212				\$212	
					54-TRAFFIC SIGNALS MAIN AND 8TH													\$24				\$24	
					55-10TH STREET TRAFFIC SIGNALS													\$72				\$72	
				<b>TRANSPORTATION Total</b>													<b>\$593</b>				<b>\$593</b>		
				STORM	29-PALLISER STORMWATER STUDY WESTERN BASIN (2006)																		
					37-TEEPEE TOWN STORMWATER MANAGEMENT UPGRADES																		
				<b>STORM Total</b>																			
				SANITARY	66-BVT WASTEWATER UPGRADE												\$0				\$0		
					67-RAILWAY AVENUE WASTEWATER UPGRADE													\$0				\$0	
					68-7th AVENUE WASTEWATER UPGRADE													\$3,860				\$3,860	
					69-BVT WASTEWATER UPGRADE (2ND AVE / TEEPEE TOWN)													\$0				\$0	
					21-CENTRAL CANMORE SW MGMT PLAN (2003)													\$0				\$0	
					32-PALLISER SANITARY TRUNK LINE (2010)													\$0				\$0	
					34-LIFT STATION # 10 (2011)													\$0				\$0	
					36-LIFT STN #8 UPGRADE (Dev 97.8%, MD Bighorn 2.2%)													\$0				\$0	
					56-WWTP-INFLUENT SCREENS CAPACITY UPGRADE													\$30				\$30	
					57-WWTP-UV DISINFECTION CAPACITY UPGRADE													\$79				\$79	
					58-WWTP-INTERMEDIATE TRANSFER PUMPS													\$11				\$11	
					59-LIFT STATION #2 UPGRADE (2020)													\$0				\$0	
					65-LIFT STATION #2A UPGRADE													\$0				\$0	
				70- LIFT STN #10 UPGRADE (Dev 96.5%, MD Bighorn 3.5%)													\$0				\$0		
				<b>SANITARY Total</b>													<b>\$3,980</b>				<b>\$3,980</b>		
				FIRE	Fire Hall Palliser												\$207				\$207		
					Fire Hall Three Sisters													\$730				\$730	
				<b>FIRE Total</b>													<b>\$937</b>				<b>\$937</b>		
				<b>Reserve Total</b>													<b>\$7,203</b>				<b>\$7,203</b>		
		PL20230034	Project Financing	WATER	05-SECOND AVE. WATERMAIN (1999)												\$22				\$22		
					06-REC. CENTER WATERMAIN (1999)													\$6				\$6	
					09-WATER RESERVOIR #6 (1999)														\$34				\$34
					10-WATER PH#1 (1999)														\$50				\$50
					11-WATERLINE UNDER BOW RIVER (1999)														\$8				\$8
					12-WATERLINE ON BVT (1999)														\$24				\$24
					14-UTILITY MASTER PLAN (1999)														\$0				\$0
					15-CROSTOWN FEEDER (1999)														\$14				\$14
					16-PH#2 UPGRADE (2001)														\$70				\$70
					17-RAILWAY AVE WATERMAIN (2002)														\$3				\$3
					24-7TH AVE WATERMAIN (2006)														\$0				\$0
					28-HARVIE HEIGHTS WATER SUPPLY (2005)														\$57				\$57
					39a-SOUTH BOW RIVER LOOP PH 1 (90% Water Dist #1-#10)														\$46				\$46
39b-SOUTH BOW RIVER LOOP PH 1 (10% Fire Flow Benefit #9)																	\$0				\$0		
46-PUMP HOUSE #2 - CLEAR WELL CAPACITY UPGRADE																	\$213				\$213		
					<b>WATER Total</b>													<b>\$545</b>				<b>\$545</b>	
				TRANSPORTATION	40-TRAFFIC SIGNALS MAIN AND 7TH												\$24				\$24		
					41-BVT UPGRADE WILLIAMS TO MONTANE													\$63				\$63	
				<b>TRANSPORTATION Total</b>													<b>\$87</b>				<b>\$87</b>		
				STORM	33-STONEWORKS CREEK DRAINAGE DIVERSION																		
				<b>STORM Total</b>																			
				SANITARY	01-WASTEWATER TREATMENT PLANT (1999)												\$28				\$28		
					02-SANITARY UPGRADE #1 (1999)													\$55				\$55	
					03-SANITARY UPGRADE #2 (1999)													\$10				\$10	
					04-SANITARY UPGRADE #3 (1999)													\$55				\$55	
					07-WWTP PH.1 (1999)													\$1				\$1	
					08-WWTP PH.2 (1999)													\$9				\$9	
					13-LIFT STATION #1 (1999)													\$128				\$128	
					18-BVT TRUNK SANITARY SEWER (2004)													\$0				\$0	
					19-WWTP INFLUENT PUMP (2003)													\$3				\$3	
					20-UMP - STORM WATER (2003)													\$0				\$0	
					22-CATCHMENT AREA 2 SANITARY UPG (2004)													\$0				\$0	
		23-WWTP EXP PROCESS EVALUATION (2004)														\$4				\$4			
		25-BVT SEWER UPGRADE (2006)														\$0				\$0			
		26-NEW LS CATCHMENT AREA 2 (2006)														\$0				\$0			
		27-FORCEMAIN FROM NEW LS TO WWTP (2005)														\$0				\$0			
		30-WWTP EXPANSION PHASE 2 (2007)													\$486				\$486				
		31-BVT RELIEF FORCEMAIN (2009)													\$0				\$0				

Appendix 1: Off-site levies received by contributors, uses, per facility / infrastructure type within each benefitting area, for each capital project.

Development Agreement Number	Use	Area	Project	4.1	4.5	5.3	6.1	6.2	6.4	7.4	9.1	9.4	10.1	10.2	10.3	10.4	11.3	11.4	Grand Total				
PL20230034	Project Financing	SANITARY	47a-WWTP SOLIDS HANDLING UPGRADE (2013)												\$20				\$20				
			47b-WWTP SOLIDS HANDLING UPGRADE (2014)														\$41				\$41		
			47c-WWTP SOLIDS HANDLING UPGRADE (2017)														\$379				\$379		
			48-WWTP INFLUENT PUMP STATION Ph1 (2015)														\$23				\$23		
			49-LIFT STATION #1 PUMP UPGRADE (2015)														\$1,516				\$1,516		
			50-WWTP INFLUENT PUMP STATION Ph2 (2018)														\$39				\$39		
			52-WWTP-PROCESS & MECHANICAL UPGRADE (2018)														\$25				\$25		
			53-WWTP-DEWATERING SYSTEM UPGRADE (2020)														\$218				\$218		
			<b>SANITARY Total</b>															<b>\$3,040</b>		<b>\$3,040</b>			
			<b>Project Financing Total</b>															<b>\$3,672</b>		<b>\$3,672</b>			
<b>PL20230034 Total</b>															<b>\$10,875</b>		<b>\$10,875</b>						
PL20230043	Reserve	WATER	35-RESERVOIR CAPACITY UPGRADE (Dev 95.4%, MD Bighorn 4.6%)												\$582				\$582				
			51-PUMPHOUSE #2 - TREATMENT CAPACITY UPGRADE														\$851				\$851		
			60-PUMPHOUSE 2 - INLINE BOOSTER PUMP UPGRADE														\$39				\$39		
			61-PUMPHOUSE #2 - DISTRIBUTION UPGRADE														\$221				\$221		
			64-BVT FIRE FLOW UPGRADE														\$0				\$0		
			<b>WATER Total</b>															<b>\$1,693</b>		<b>\$1,693</b>			
			TRANSPORTATION	42-RLWY & MAIN INTERSECTION UPGRADE														\$125				\$125	
				44-BVT UPGRADE WILLIAMS WEST OF 17TH														\$160				\$160	
				45-RLWY AVENUE 10TH TO 12TH														\$212				\$212	
				54-TRAFFIC SIGNALS MAIN AND 8TH														\$24				\$24	
				55-10TH STREET TRAFFIC SIGNALS														\$72				\$72	
			<b>TRANSPORTATION Total</b>															<b>\$593</b>		<b>\$593</b>			
			STORM	29-PALLISER STORMWATER STUDY WESTERN BASIN (2006)																			
				37-TEEPEE TOWN STORMWATER MANAGEMENT UPGRADES																			
			<b>STORM Total</b>																				
			SANITARY	66-BVT WASTEWATER UPGRADE														\$0				\$0	
				67-RAILWAY AVENUE WASTEWATER UPGRADE														\$0				\$0	
				68-7th AVENUE WASTEWATER UPGRADE														\$3,860				\$3,860	
				69-BVT WASTEWATER UPGRADE (2ND AVE / TEEPEE TOWN)														\$0				\$0	
				21-CENTRAL CANMORE SW MGMT PLAN (2003)														\$0				\$0	
				32-PALLISER SANITARY TRUNK LINE (2010)														\$0				\$0	
				34-LIFT STATION # 10 (2011)														\$0				\$0	
				36-LIFT STN #8 UPGRADE (Dev 97.8%, MD Bighorn 2.2%)														\$0				\$0	
				56-WWTP-INFLUENT SCREENS CAPACITY UPGRADE														\$30				\$30	
				57-WWTP-UV DISINFECTION CAPACITY UPGRADE														\$79				\$79	
				58-WWTP-INTERMEDIATE TRANSFER PUMPS														\$11				\$11	
				59-LIFT STATION #2 UPGRADE (2020)														\$0				\$0	
				65-LIFT STATION #2A UPGRADE														\$0				\$0	
			70- LIFT STN #10 UPGRADE (Dev 96.5%, MD Bighorn 3.5%)														\$0				\$0		
			<b>SANITARY Total</b>															<b>\$3,980</b>		<b>\$3,980</b>			
			FIRE	Fire Hall Palliser														\$207				\$207	
				Fire Hall Three Sisters														\$730				\$730	
			<b>FIRE Total</b>															<b>\$937</b>		<b>\$937</b>			
			<b>Reserve Total</b>															<b>\$7,203</b>		<b>\$7,203</b>			
			Project Financing	WATER	05-SECOND AVE. WATERMAIN (1999)													\$22				\$22	
					06-REC. CENTER WATERMAIN (1999)														\$6				\$6
					09-WATER RESERVOIR #6 (1999)														\$34				\$34
					10-WATER PH#1 (1999)														\$50				\$50
					11-WATERLINE UNDER BOW RIVER (1999)														\$8				\$8
					12-WATERLINE ON BVT (1999)														\$24				\$24
					14-UTILITY MASTER PLAN (1999)														\$0				\$0
					15-CROSTOWN FEEDER (1999)														\$14				\$14
					16-PH#2 UPGRADE (2001)														\$70				\$70
					17-RAILWAY AVE WATERMAIN (2002)														\$3				\$3
					24-7TH AVE WATERMAIN (2006)														\$0				\$0
28-HARVIE HEIGHTS WATER SUPPLY (2005)																\$57				\$57			
39a-SOUTH BOW RIVER LOOP PH 1 (90% Water Dist #1-#10)																\$46				\$46			
39b-SOUTH BOW RIVER LOOP PH 1 (10% Fire Flow Benefit #9)																\$0				\$0			
46-PUMP HOUSE #2 - CLEAR WELL CAPACITY UPGRADE																\$213				\$213			
<b>WATER Total</b>															<b>\$545</b>		<b>\$545</b>						
TRANSPORTATION	40-TRAFFIC SIGNALS MAIN AND 7TH																\$24				\$24		
	41-BVT UPGRADE WILLIAMS TO MONTANE																\$63				\$63		
<b>TRANSPORTATION Total</b>															<b>\$87</b>		<b>\$87</b>						
STORM	33-STONERWORKS CREEK DRAINAGE DIVERSION																						
<b>STORM Total</b>																							
SANITARY	01-WASTEWATER TREATMENT PLANT (1999)																\$28				\$28		
	02-SANITARY UPGRADE #1 (1999)																\$55				\$55		
	03-SANITARY UPGRADE #2 (1999)																\$10				\$10		
	04-SANITARY UPGRADE #3 (1999)																\$55				\$55		
	07-WWTP PH.1 (1999)																\$1				\$1		
	08-WWTP PH.2 (1999)																\$9				\$9		
	13-LIFT STATION #1 (1999)																\$128				\$128		
	<b>SANITARY Total</b>															<b>\$128</b>		<b>\$128</b>					

Appendix 1: Off-site levies received by contributors, uses, per facility / infrastructure type within each benefitting area, for each capital project.

Development Agreement Number	Use	Area	Project	4.1	4.5	5.3	6.1	6.2	6.4	7.4	9.1	9.4	10.1	10.2	10.3	10.4	11.3	11.4	Grand Total					
PL20230043	Project Financing	SANITARY	18-BVT TRUNK SANITARY SEWER (2004)												\$0				\$0					
			19-WWTP INFLUENT PUMP (2003)														\$3				\$3			
			20-UMP - STORM WATER (2003)														\$0				\$0			
			22-CATCHMENT AREA 2 SANITARY UPG (2004)														\$0				\$0			
			23-WWTP EXP PROCESS EVALUATION (2004)														\$4				\$4			
			25-BVT SEWER UPGRADE (2006)														\$0				\$0			
			26-NEW LS CATCHMENT AREA 2 (2006)														\$0				\$0			
			27-FORCEMAIN FROM NEW LS TO WWTP (2005)														\$0				\$0			
			30-WWTP EXPANSION PHASE 2 (2007)														\$486				\$486			
			31-BVT RELIEF FORCEMAIN (2009)														\$0				\$0			
			47a-WWTP SOLIDS HANDLING UPGRADE (2013)														\$20				\$20			
			47b-WWTP SOLIDS HANDLING UPGRADE (2014)														\$41				\$41			
			47c-WWTP SOLIDS HANDLING UPGRADE (2017)														\$379				\$379			
			48-WWTP INFLUENT PUMP STATION Ph1 (2015)														\$23				\$23			
			49-LIFT STATION #1 PUMP UPGRADE (2015)														\$1,516				\$1,516			
			50-WWTP INFLUENT PUMP STATION Ph2 (2018)														\$39				\$39			
			52-WWTP-PROCESS & MECHANICAL UPGRADE (2018)														\$25				\$25			
			53-WWTP-DEWATERING SYSTEM UPGRADE (2020)														\$218				\$218			
			<b>SANITARY Total</b>														<b>\$3,040</b>				<b>\$3,040</b>			
			<b>Project Financing Total</b>														<b>\$3,672</b>				<b>\$3,672</b>			
<b>PL20230043 Total</b>															<b>\$10,875</b>		<b>\$10,875</b>							
PL20230087	Reserve	WATER	35-RESERVOIR CAPACITY UPGRADE (Dev 95.4%, MD Bighorn 4.6%)												\$582				\$582					
			51-PUMPHOUSE #2 - TREATMENT CAPACITY UPGRADE													\$851				\$851				
			60-PUMPHOUSE 2 - INLINE BOOSTER PUMP UPGRADE														\$39				\$39			
			61-PUMPHOUSE #2 - DISTRIBUTION UPGRADE														\$221				\$221			
			64-BVT FIRE FLOW UPGRADE														\$0				\$0			
			<b>WATER Total</b>														<b>\$1,693</b>				<b>\$1,693</b>			
			TRANSPORTATION	42-RLWY & MAIN INTERSECTION UPGRADE														\$125				\$125		
				44-BVT UPGRADE WILLIAMS WEST OF 17TH														\$160				\$160		
				45-RLWY AVENUE 10TH TO 12TH														\$212				\$212		
				54-TRAFFIC SIGNALS MAIN AND 8TH														\$24				\$24		
				55-10TH STREET TRAFFIC SIGNALS														\$72				\$72		
				<b>TRANSPORTATION Total</b>														<b>\$593</b>				<b>\$593</b>		
				STORM	29-PALLISER STORMWATER STUDY WESTERN BASIN (2006)																			
					37-TEEPEE TOWN STORMWATER MANAGEMENT UPGRADES																			
					<b>STORM Total</b>																			
					SANITARY	66-BVT WASTEWATER UPGRADE														\$0				\$0
						67-RAILWAY AVENUE WASTEWATER UPGRADE														\$0				\$0
						68-7th AVENUE WASTEWATER UPGRADE														\$3,860				\$3,860
						69-BVT WASTEWATER UPGRADE (2ND AVE / TEEPEE TOWN)														\$0				\$0
						21-CENTRAL CANMORE SW MGMT PLAN (2003)														\$0				\$0
32-PALLISER SANITARY TRUNK LINE (2010)																	\$0				\$0			
34-LIFT STATION # 10 (2011)																	\$0				\$0			
36-LIFT STN #8 UPGRADE (Dev 97.8%, MD Bighorn 2.2%)																	\$0				\$0			
56-WWTP-INFLUENT SCREENS CAPACITY UPGRADE																	\$30				\$30			
57-WWTP-UV DISINFECTION CAPACITY UPGRADE																	\$79				\$79			
58-WWTP-INTERMEDIATE TRANSFER PUMPS																	\$11				\$11			
65-LIFT STATION #2A UPGRADE																\$0				\$0				
70- LIFT STN #10 UPGRADE (Dev 96.5%, MD Bighorn 3.5%)																\$0				\$0				
<b>SANITARY Total</b>																<b>\$3,980</b>				<b>\$3,980</b>				
FIRE	Fire Hall Palliser																\$207				\$207			
	Fire Hall Three Sisters																\$730				\$730			
	<b>FIRE Total</b>																<b>\$937</b>				<b>\$937</b>			
	<b>Reserve Total</b>															<b>\$7,203</b>				<b>\$7,203</b>				
	Project Financing	WATER	05-SECOND AVE. WATERMAIN (1999)														\$22				\$22			
			06-REC. CENTER WATERMAIN (1999)															\$6				\$6		
			09-WATER RESERVOIR #6 (1999)														\$34				\$34			
			10-WATER PH#1 (1999)														\$50				\$50			
			11-WATERLINE UNDER BOW RIVER (1999)														\$8				\$8			
			12-WATERLINE ON BVT (1999)														\$24				\$24			
			14-UTILITY MASTER PLAN (1999)														\$0				\$0			
			15-CROSS TOWN FEEDER (1999)														\$14				\$14			
			16-PH#2 UPGRADE (2001)														\$70				\$70			
			17-RAILWAY AVE WATERMAIN (2002)														\$3				\$3			
			24-7TH AVE WATERMAIN (2006)														\$0				\$0			
			28-HARVIE HEIGHTS WATER SUPPLY (2005)														\$57				\$57			
			39a-SOUTH BOW RIVER LOOP PH 1 (90% Water Dist #1-#10)														\$46				\$46			
			39b-SOUTH BOW RIVER LOOP PH 1 (10% Fire Flow Benefit #9)														\$0				\$0			
			46-PUMP HOUSE #2 - CLEAR WELL CAPACITY UPGRADE														\$213				\$213			
			<b>WATER Total</b>														<b>\$545</b>				<b>\$545</b>			
TRANSPORTATION			40-TRAFFIC SIGNALS MAIN AND 7TH														\$24				\$24			
			41-BVT UPGRADE WILLIAMS TO MONTANE														\$63				\$63			
			<b>TRANSPORTATION Total</b>														<b>\$87</b>				<b>\$87</b>			



Appendix 1: Off-site levies received by contributors, uses, per facility / infrastructure type within each benefitting area, for each capital project.

Development Agreement Number	Use	Area	Project	4.1	4.5	5.3	6.1	6.2	6.4	7.4	9.1	9.4	10.1	10.2	10.3	10.4	11.3	11.4	Grand Total		
PL20230087	Project Financing	STORM	33-STONEWORKS CREEK DRAINAGE DIVERSION																		
		<b>STORM Total</b>																			
		SANITARY	01-WASTEWATER TREATMENT PLANT (1999)													\$28				\$28	
			02-SANITARY UPGRADE #1 (1999)													\$55				\$55	
			03-SANITARY UPGRADE #2 (1999)													\$10				\$10	
			04-SANITARY UPGRADE #3 (1999)													\$55				\$55	
			07-WWTP PH.1 (1999)													\$1				\$1	
			08-WWTP PH.2 (1999)													\$9				\$9	
			13-LIFT STATION #1 (1999)													\$128				\$128	
			18-BVT TRUNK SANITARY SEWER (2004)													\$0				\$0	
			19-WWTP INFLUENT PUMP (2003)													\$3				\$3	
			20-UMP - STORM WATER (2003)													\$0				\$0	
			22-CATCHMENT AREA 2 SANITARY UPG (2004)													\$0				\$0	
			23-WWTP EXP PROCESS EVALUATION (2004)													\$4				\$4	
			25-BVT SEWER UPGRADE (2006)													\$0				\$0	
			26-NEW LS CATCHMENT AREA 2 (2006)													\$0				\$0	
			27-FORCEMAIN FROM NEW LS TO WWTP (2005)													\$0				\$0	
			30-WWTP EXPANSION PHASE 2 (2007)													\$486				\$486	
			31-BVT RELIEF FORCEMAIN (2009)													\$0				\$0	
			47a-WWTP SOLIDS HANDLING UPGRADE (2013)													\$20				\$20	
			47b-WWTP SOLIDS HANDLING UPGRADE (2014)													\$41				\$41	
			47c-WWTP SOLIDS HANDLING UPGRADE (2017)													\$379				\$379	
			48-WWTP INFLUENT PUMP STATION Ph1 (2015)													\$23				\$23	
			49-LIFT STATION #1 PUMP UPGRADE (2015)													\$1,516				\$1,516	
			50-WWTP INFLUENT PUMP STATION Ph2 (2018)													\$39				\$39	
			52-WWTP-PROCESS & MECHANICAL UPGRADE (2018)													\$25				\$25	
			53-WWTP-DEWATERING SYSTEM UPGRADE (2020)													\$218				\$218	
			59-LIFT STATION #2 UPGRADE (2020)													\$0				\$0	
			<b>SANITARY Total</b>													<b>\$3,040</b>				<b>\$3,040</b>	
			<b>Project Financing Total</b>													<b>\$3,672</b>				<b>\$3,672</b>	
		<b>PL20230087 Total</b>														<b>\$10,875</b>				<b>\$10,875</b>	
		PL20230138	Reserve	WATER	35-RESERVOIR CAPACITY UPGRADE (Dev 95.4%, MD Bighorn 4.6%)	\$0	\$0														\$0
					51-PUMPHOUSE #2 - TREATMENT CAPACITY UPGRADE	\$7,538	\$7,540														
	60-PUMPHOUSE 2 - INLINE BOOSTER PUMP UPGRADE			\$344	\$344															\$688	
	61-PUMPHOUSE #2 - DISTRIBUTION UPGRADE			\$1,955	\$1,955															\$3,910	
	64-BVT FIRE FLOW UPGRADE			\$0	\$0															\$0	
	<b>WATER Total</b>			<b>\$9,837</b>	<b>\$9,839</b>																<b>\$19,676</b>
TRANSPORTATION	42-RLWY & MAIN INTERSECTION UPGRADE			\$1,127	\$1,127															\$2,254	
	44-BVT UPGRADE WILLIAMS WEST OF 17TH			\$1,435	\$1,436															\$2,871	
	45-RLWY AVENUE 10TH TO 12TH			\$1,907	\$1,908															\$3,815	
	54-TRAFFIC SIGNALS MAIN AND 8TH			\$218	\$218															\$436	
	55-10TH STREET TRAFFIC SIGNALS			\$649	\$649															\$1,299	
	<b>TRANSPORTATION Total</b>			<b>\$5,336</b>	<b>\$5,337</b>																<b>\$10,674</b>
STORM	29-PALLISER STORMWATER STUDY WESTERN BASIN (2006)																				
	37-TEEPEE TOWN STORMWATER MANAGEMENT UPGRADES																				
	<b>STORM Total</b>																				
SANITARY	66-BVT WASTEWATER UPGRADE			\$0	\$0																\$0
	67-RAILWAY AVENUE WASTEWATER UPGRADE			\$0	\$0																\$0
	68-7th AVENUE WASTEWATER UPGRADE			\$0	\$0																\$0
	69-BVT WASTEWATER UPGRADE (2ND AVE / TEEPEE TOWN)			\$0	\$0																\$0
	21-CENTRAL CANMORE SW MGMT PLAN (2003)			\$0	\$0																\$0
	32-PALLISER SANITARY TRUNK LINE (2010)			\$0	\$0																\$0
	34-LIFT STATION # 10 (2011)			\$0	\$0																\$0
	36-LIFT STN #8 UPGRADE (Dev 97.8%, MD Bighorn 2.2%)			\$0	\$0																\$0
	56-WWTP-INFLUENT SCREENS CAPACITY UPGRADE			\$261	\$261																\$521
	57-WWTP-UV DISINFECTION CAPACITY UPGRADE			\$696	\$696																\$1,392
	58-WWTP-INTERMEDIATE TRANSFER PUMPS			\$101	\$101																\$201
	65-LIFT STATION #2A UPGRADE			\$0	\$0																\$0
	70- LIFT STN #10 UPGRADE (Dev 96.5%, MD Bighorn 3.5%)			\$0	\$0																\$0
	<b>SANITARY Total</b>			<b>\$1,057</b>	<b>\$1,057</b>																<b>\$2,114</b>
FIRE	Fire Hall Palliser			\$1,859	\$1,859																\$3,718
	Fire Hall Three Sisters			\$6,571	\$6,573																\$13,144
	<b>FIRE Total</b>			<b>\$8,430</b>	<b>\$8,432</b>																<b>\$16,862</b>
	<b>Reserve Total</b>			<b>\$24,660</b>	<b>\$24,666</b>																<b>\$49,325</b>
PL20230138	Project Financing	WATER	05-SECOND AVE. WATERMAIN (1999)	\$198	\$198														\$396		
			06-REC. CENTER WATERMAIN (1999)	\$54	\$55														\$109		
			09-WATER RESERVOIR #6 (1999)	\$300	\$300														\$599		
			10-WATER PH#1 (1999)	\$439	\$439															\$879	
			11-WATERLINE UNDER BOW RIVER (1999)	\$68	\$68															\$136	
			12-WATERLINE ON BVT (1999)	\$209	\$209															\$417	
			14-UTILITY MASTER PLAN (1999)	\$0	\$0															\$0	
			15-CROSS TOWN FEEDER (1999)	\$122	\$122															\$244	
			16-PH#2 UPGRADE (2001)	\$618	\$618															\$1,237	



Appendix 1: Off-site levies received by contributors, uses, per facility / infrastructure type within each benefitting area, for each capital project.

Development Agreement Number	Use	Area	Project	4.1	4.5	5.3	6.1	6.2	6.4	7.4	9.1	9.4	10.1	10.2	10.3	10.4	11.3	11.4	Grand Total						
PL20230138	Project Financing	WATER	17-RAILWAY AVE WATERMAIN (2002)	\$29	\$29														\$58						
			24-7TH AVE WATERMAIN (2006)	\$3	\$3																\$7				
			28-HARVIE HEIGHTS WATER SUPPLY (2005)	\$503	\$503																	\$1,005			
			39a-SOUTH BOW RIVER LOOP PH 1 (90% Water Dist #1-#10)	\$404	\$404																	\$808			
			39b-SOUTH BOW RIVER LOOP PH 1 (10% Fire Flow Benefit #9)	\$0	\$0																	\$0			
			46-PUMP HOUSE #2 - CLEAR WELL CAPACITY UPGRADE	\$1,883	\$1,883																	\$3,766			
			<b>WATER Total</b>	<b>\$4,830</b>	<b>\$4,831</b>																	<b>\$9,661</b>			
			TRANSPORTATION	40-TRAFFIC SIGNALS MAIN AND 7TH	\$218	\$218																	\$437		
				41-BVT UPGRADE WILLIAMS TO MONTANE	\$563	\$563																	\$1,126		
			<b>TRANSPORTATION Total</b>	<b>\$781</b>	<b>\$781</b>																		<b>\$1,563</b>		
			STORM	33-STONEWORKS CREEK DRAINAGE DIVERSION																					
				<b>STORM Total</b>																					
			SANITARY	01-WASTEWATER TREATMENT PLANT (1999)	\$244	\$245																	\$489		
				02-SANITARY UPGRADE #1 (1999)	\$0	\$0																	\$0		
				03-SANITARY UPGRADE #2 (1999)	\$0	\$0																	\$0		
				04-SANITARY UPGRADE #3 (1999)	\$0	\$0																	\$0		
				07-WWTP PH.1 (1999)	\$9	\$9																	\$19		
				08-WWTP PH.2 (1999)	\$79	\$79																	\$159		
		13-LIFT STATION #1 (1999)		\$0	\$0																	\$0			
		18-BVT TRUNK SANITARY SEWER (2004)		\$0	\$0																	\$0			
		19-WWTP INFLUENT PUMP (2003)		\$31	\$31																		\$61		
		20-UMP - STORM WATER (2003)		\$4	\$4																		\$7		
		22-CATCHMENT AREA 2 SANITARY UPG (2004)		\$0	\$0																		\$0		
		23-WWTP EXP PROCESS EVALUATION (2004)		\$31	\$31																		\$62		
		25-BVT SEWER UPGRADE (2006)		\$0	\$0																		\$0		
		26-NEW LS CATCHMENT AREA 2 (2006)		\$0	\$0																		\$0		
		27-FORCEMAIN FROM NEW LS TO WWTP (2005)		\$0	\$0																		\$0		
		30-WWTP EXPANSION PHASE 2 (2007)		\$4,284	\$4,285																		\$8,569		
		31-BVT RELIEF FORCEMAIN (2009)		\$0	\$0																		\$0		
		47a-WWTP SOLIDS HANDLING UPGRADE (2013)		\$179	\$179																		\$358		
		47b-WWTP SOLIDS HANDLING UPGRADE (2014)		\$364	\$364																		\$727		
		47c-WWTP SOLIDS HANDLING UPGRADE (2017)		\$3,342	\$3,343																		\$6,684		
		48-WWTP INFLUENT PUMP STATION Ph1 (2015)		\$200	\$200																		\$399		
		49-LIFT STATION #1 PUMP UPGRADE (2015)		\$0	\$0																		\$0		
		50-WWTP INFLUENT PUMP STATION Ph2 (2018)		\$347	\$347																		\$695		
		52-WWTP-PROCESS & MECHANICAL UPGRADE (2018)	\$223	\$223																		\$445			
		53-WWTP-DEWATERING SYSTEM UPGRADE (2020)	\$1,926	\$1,927																		\$3,853			
		59-LIFT STATION #2 UPGRADE (2020)	\$0	\$0																		\$0			
		<b>SANITARY Total</b>	<b>\$11,263</b>	<b>\$11,266</b>																		<b>\$22,529</b>			
		<b>Project Financing Total</b>				<b>\$16,874</b>	<b>\$16,878</b>															<b>\$33,752</b>			
		<b>PL20230138 Total</b>				<b>\$41,534</b>	<b>\$41,544</b>															<b>\$83,078</b>			
		PL20230144	Reserve	WATER	35-RESERVOIR CAPACITY UPGRADE (Dev 95.4%, MD Bighorn 4.6%)										\$1,613	\$3,511		\$873				\$5,997			
					51-PUMPHOUSE #2 - TREATMENT CAPACITY UPGRADE												\$2,358	\$5,131		\$1,276				\$8,765	
					60-PUMPHOUSE 2 - INLINE BOOSTER PUMP UPGRADE													\$108	\$234		\$58				\$400
					61-PUMPHOUSE #2 - DISTRIBUTION UPGRADE													\$611	\$1,331		\$331				\$2,273
					64-BVT FIRE FLOW UPGRADE													\$0	\$0		\$0				\$0
					<b>WATER Total</b>													<b>\$4,690</b>	<b>\$10,207</b>		<b>\$2,539</b>				<b>\$17,436</b>
				TRANSPORTATION	42-RLWY & MAIN INTERSECTION UPGRADE	\$347	\$755																		\$1,290
					44-BVT UPGRADE WILLIAMS WEST OF 17TH	\$442	\$962																		\$1,643
					45-RLWY AVENUE 10TH TO 12TH	\$587	\$1,278																		\$2,183
					54-TRAFFIC SIGNALS MAIN AND 8TH	\$67	\$146																		\$249
					55-10TH STREET TRAFFIC SIGNALS	\$200	\$435																		\$743
				<b>TRANSPORTATION Total</b>	<b>\$1,643</b>	<b>\$3,576</b>																			<b>\$6,109</b>
				STORM	29-PALLISER STORMWATER STUDY WESTERN BASIN (2006)																				
					37-TEEPEE TOWN STORMWATER MANAGEMENT UPGRADES																				
<b>STORM Total</b>																									
SANITARY	66-BVT WASTEWATER UPGRADE															\$0	\$0		\$0				\$0		
	67-RAILWAY AVENUE WASTEWATER UPGRADE															\$0	\$0		\$0				\$0		
	68-7th AVENUE WASTEWATER UPGRADE															\$10,694	\$23,276		\$5,790				\$39,760		
	69-BVT WASTEWATER UPGRADE (2ND AVE / TEEPEE TOWN)															\$0	\$0		\$0				\$0		
	21-CENTRAL CANMORE SW MGMT PLAN (2003)															\$0	\$0		\$0				\$0		
	32-PALLISER SANITARY TRUNK LINE (2010)															\$0	\$0		\$0				\$0		
	34-LIFT STATION # 10 (2011)															\$0	\$0		\$0				\$0		
	36-LIFT STN #8 UPGRADE (Dev 97.8%, MD Bighorn 2.2%)															\$0	\$0		\$0				\$0		
	56-WWTP-INFLUENT SCREENS CAPACITY UPGRADE															\$82	\$178		\$44				\$304		
	57-WWTP-UV DISINFECTION CAPACITY UPGRADE															\$219	\$476		\$118				\$812		
	58-WWTP-INTERMEDIATE TRANSFER PUMPS															\$32	\$69		\$17				\$117		
	65-LIFT STATION #2A UPGRADE															\$0	\$0		\$0				\$0		
	70- LIFT STN #10 UPGRADE (Dev 96.5%, MD Bighorn 3.5%)													\$0	\$0		\$0				\$0				
<b>SANITARY Total</b>													<b>\$11,026</b>	<b>\$23,999</b>		<b>\$5,970</b>				<b>\$40,994</b>					
FIRE	Fire Hall Palliser	\$572	\$1,246																		\$2,128				
	Fire Hall Three Sisters	\$2,023	\$4,404																		\$7,522				
<b>FIRE Total</b>													<b>\$2,596</b>	<b>\$5,650</b>		<b>\$1,405</b>				<b>\$9,651</b>					

Appendix 1: Off-site levies received by contributors, uses, per facility / infrastructure type within each benefitting area, for each capital project.

Development Agreement Number	Use	Area	Project	4.1	4.5	5.3	6.1	6.2	6.4	7.4	9.1	9.4	10.1	10.2	10.3	10.4	11.3	11.4	Grand Total				
PL20230144	<b>Reserve Total</b>												<b>\$19,954</b>	<b>\$43,431</b>		<b>\$10,804</b>			<b>\$74,189</b>				
	Project Financing	WATER	05-SECOND AVE. WATERMAIN (1999)											\$62	\$135		\$34			\$230			
			06-REC. CENTER WATERMAIN (1999)												\$17	\$37		\$9			\$63		
			09-WATER RESERVOIR #6 (1999)												\$94	\$204		\$51			\$348		
			10-WATER PH#1 (1999)												\$137	\$299		\$74			\$511		
			11-WATERLINE UNDER BOW RIVER (1999)												\$21	\$46		\$11			\$79		
			12-WATERLINE ON BVT (1999)												\$65	\$142		\$35			\$243		
			14-UTILITY MASTER PLAN (1999)												\$0	\$0		\$0			\$0		
			15-CROSSTOWN FEEDER (1999)												\$38	\$83		\$21			\$142		
			16-PH#2 UPGRADE (2001)												\$193	\$421		\$105			\$719		
			17-RAILWAY AVE WATERMAIN (2002)												\$9	\$20		\$5			\$34		
			24-7TH AVE WATERMAIN (2006)												\$1	\$2		\$1			\$4		
			28-HARVIE HEIGHTS WATER SUPPLY (2005)												\$157	\$342		\$85			\$584		
			39a-SOUTH BOW RIVER LOOP PH 1 (90% Water Dist #1-#10)												\$126	\$275		\$68			\$470		
			39b-SOUTH BOW RIVER LOOP PH 1 (10% Fire Flow Benefit #9)												\$0	\$0		\$0			\$0		
			46-PUMP HOUSE #2 - CLEAR WELL CAPACITY UPGRADE												\$589	\$1,282		\$319			\$2,189		
			<b>WATER Total</b>													<b>\$1,511</b>	<b>\$3,288</b>		<b>\$818</b>			<b>\$5,616</b>	
			TRANSPORTATION	40-TRAFFIC SIGNALS MAIN AND 7TH												\$67	\$146		\$36			\$250	
				41-BVT UPGRADE WILLIAMS TO MONTANE												\$173	\$377		\$94			\$644	
			<b>TRANSPORTATION Total</b>													<b>\$241</b>	<b>\$524</b>		<b>\$130</b>			<b>\$894</b>	
			STORM	33-STONEWORKS CREEK DRAINAGE DIVERSION																			
			<b>STORM Total</b>																				
			SANITARY	01-WASTEWATER TREATMENT PLANT (1999)												\$77	\$167		\$42			\$285	
				02-SANITARY UPGRADE #1 (1999)												\$152	\$330		\$82			\$564	
				03-SANITARY UPGRADE #2 (1999)												\$28	\$61		\$15			\$104	
				04-SANITARY UPGRADE #3 (1999)												\$152	\$330		\$82			\$564	
				07-WWTP PH.1 (1999)												\$3	\$6		\$2			\$11	
				08-WWTP PH.2 (1999)												\$25	\$54		\$14			\$93	
				13-LIFT STATION #1 (1999)												\$355	\$773		\$192			\$1,320	
				18-BVT TRUNK SANITARY SEWER (2004)												\$0	\$0		\$0			\$0	
	19-WWTP INFLUENT PUMP (2003)													\$10	\$21		\$5			\$36			
	20-UMP - STORM WATER (2003)													\$1	\$3		\$1			\$4			
	22-CATCHMENT AREA 2 SANITARY UPG (2004)													\$0	\$0		\$0			\$0			
	23-WWTP EXP PROCESS EVALUATION (2004)													\$10	\$21		\$5			\$36			
	25-BVT SEWER UPGRADE (2006)													\$0	\$0		\$0			\$0			
	26-NEW LS CATCHMENT AREA 2 (2006)													\$0	\$0		\$0			\$0			
	27-FORCEMAIN FROM NEW LS TO WWTP (2005)													\$0	\$0		\$0			\$0			
	30-WWTP EXPANSION PHASE 2 (2007)													\$1,345	\$2,928		\$728			\$5,002			
	31-BVT RELIEF FORCEMAIN (2009)													\$0	\$0		\$0			\$0			
	47a-WWTP SOLIDS HANDLING UPGRADE (2013)													\$56	\$122		\$30			\$209			
	47b-WWTP SOLIDS HANDLING UPGRADE (2014)													\$114	\$249		\$62			\$425			
	47c-WWTP SOLIDS HANDLING UPGRADE (2017)													\$1,050	\$2,284		\$568			\$3,902			
	48-WWTP INFLUENT PUMP STATION Ph1 (2015)													\$63	\$137		\$34			\$233			
	49-LIFT STATION #1 PUMP UPGRADE (2015)												\$4,198	\$9,138		\$2,273			\$15,610				
	50-WWTP INFLUENT PUMP STATION Ph2 (2018)												\$109	\$237		\$59			\$406				
	52-WWTP-PROCESS & MECHANICAL UPGRADE (2018)												\$70	\$152		\$38			\$260				
	53-WWTP-DEWATERING SYSTEM UPGRADE (2020)												\$605	\$1,317		\$328			\$2,249				
	59-LIFT STATION #2 UPGRADE (2020)												\$0	\$0		\$0			\$0				
	<b>SANITARY Total</b>													<b>\$8,422</b>	<b>\$18,331</b>		<b>\$4,560</b>			<b>\$31,313</b>			
	<b>Project Financing Total</b>													<b>\$10,173</b>	<b>\$22,143</b>		<b>\$5,508</b>			<b>\$37,824</b>			
	<b>PL20230144 Total</b>													<b>\$30,127</b>	<b>\$65,574</b>		<b>\$16,312</b>			<b>\$112,013</b>			
	PL20230229	Reserve	WATER	35-RESERVOIR CAPACITY UPGRADE (Dev 95.4%, MD Bighorn 4.6%)							\$1,745									\$1,745			
				51-PUMPHOUSE #2 - TREATMENT CAPACITY UPGRADE									\$2,551								\$2,551		
				60-PUMPHOUSE 2 - INLINE BOOSTER PUMP UPGRADE									\$116								\$116		
				61-PUMPHOUSE #2 - DISTRIBUTION UPGRADE									\$662								\$662		
				64-BVT FIRE FLOW UPGRADE									\$0								\$0		
				<b>WATER Total</b>													<b>\$5,074</b>					<b>\$5,074</b>	
				TRANSPORTATION	42-RLWY & MAIN INTERSECTION UPGRADE									\$375									\$375
					44-BVT UPGRADE WILLIAMS WEST OF 17TH									\$478									\$478
					45-RLWY AVENUE 10TH TO 12TH									\$635									\$635
					54-TRAFFIC SIGNALS MAIN AND 8TH									\$73									\$73
					55-10TH STREET TRAFFIC SIGNALS									\$216									\$216
				<b>TRANSPORTATION Total</b>																			<b>\$1,778</b>
				STORM	29-PALLISER STORMWATER STUDY WESTERN BASIN (2006)									\$0									\$0
				37-TEEPEE TOWN STORMWATER MANAGEMENT UPGRADES										\$24,327								\$24,327	
				<b>STORM Total</b>																			<b>\$24,327</b>
				SANITARY	66-BVT WASTEWATER UPGRADE									\$2,245									\$2,245
67-RAILWAY AVENUE WASTEWATER UPGRADE													\$0									\$0	
68-7th AVENUE WASTEWATER UPGRADE													\$0									\$0	
69-BVT WASTEWATER UPGRADE (2ND AVE / TEEPEE TOWN)													\$244									\$244	
21-CENTRAL CANMORE SW MGMT PLAN (2003)													\$0									\$0	
32-PALLISER SANITARY TRUNK LINE (2010)													\$0									\$0	
34-LIFT STATION # 10 (2011)													\$0									\$0	

Appendix 1: Off-site levies received by contributors, uses, per facility / infrastructure type within each benefitting area, for each capital project.

Development Agreement Number	Use	Area	Project	4.1	4.5	5.3	6.1	6.2	6.4	7.4	9.1	9.4	10.1	10.2	10.3	10.4	11.3	11.4	Grand Total					
PL20230229	Reserve	SANITARY	36-LIFT STN #8 UPGRADE (Dev 97.8%, MD Bighorn 2.2%)							\$0									\$0					
			56-WWTP-INFLUENT SCREENS CAPACITY UPGRADE								\$90										\$90			
			57-WWTP-UV DISINFECTION CAPACITY UPGRADE								\$239											\$239		
			58-WWTP-INTERMEDIATE TRANSFER PUMPS								\$35											\$35		
			65-LIFT STATION #2A UPGRADE								\$0											\$0		
			70- LIFT STN #10 UPGRADE (Dev 96.5%, MD Bighorn 3.5%)								\$0											\$0		
			<b>SANITARY Total</b>									<b>\$2,852</b>										<b>\$2,852</b>		
			FIRE	Fire Hall Palliser								\$619											\$619	
				Fire Hall Three Sisters								\$2,189											\$2,189	
			<b>FIRE Total</b>									<b>\$2,809</b>											<b>\$2,809</b>	
	<b>Reserve Total</b>									<b>\$36,840</b>											<b>\$36,840</b>			
	Project Financing	WATER		05-SECOND AVE. WATERMAIN (1999)							\$67										\$67			
				06-REC. CENTER WATERMAIN (1999)								\$18										\$18		
				09-WATER RESERVOIR #6 (1999)								\$101											\$101	
				10-WATER PH#1 (1999)								\$149											\$149	
				11-WATERLINE UNDER BOW RIVER (1999)								\$23											\$23	
				12-WATERLINE ON BVT (1999)								\$71											\$71	
				14-UTILITY MASTER PLAN (1999)								\$0											\$0	
				15-CROSSTOWN FEEDER (1999)								\$41											\$41	
				16-PH#2 UPGRADE (2001)								\$209											\$209	
				17-RAILWAY AVE WATERMAIN (2002)								\$10											\$10	
				24-7TH AVE WATERMAIN (2006)								\$1											\$1	
				28-HARVIE HEIGHTS WATER SUPPLY (2005)								\$170											\$170	
				39a-SOUTH BOW RIVER LOOP PH 1 (90% Water Dist #1-#10)								\$137											\$137	
				39b-SOUTH BOW RIVER LOOP PH 1 (10% Fire Flow Benefit #9)								\$0											\$0	
				46-PUMP HOUSE #2 - CLEAR WELL CAPACITY UPGRADE								\$637											\$637	
				<b>WATER Total</b>									<b>\$1,635</b>											<b>\$1,635</b>
				TRANSPORTATION	40-TRAFFIC SIGNALS MAIN AND 7TH								\$73											\$73
					41-BVT UPGRADE WILLIAMS TO MONTANE								\$188											\$188
				<b>TRANSPORTATION Total</b>									<b>\$260</b>											<b>\$260</b>
				STORM	33-STONEWORKS CREEK DRAINAGE DIVERSION								\$0											\$0
				<b>STORM Total</b>									<b>\$0</b>											<b>\$0</b>
				SANITARY	01-WASTEWATER TREATMENT PLANT (1999)								\$84											\$84
					02-SANITARY UPGRADE #1 (1999)								\$166											\$166
					03-SANITARY UPGRADE #2 (1999)								\$31											\$31
					04-SANITARY UPGRADE #3 (1999)								\$166											\$166
					07-WWTP PH.1 (1999)								\$3											\$3
					08-WWTP PH.2 (1999)								\$27											\$27
					13-LIFT STATION #1 (1999)								\$0											\$0
					18-BVT TRUNK SANITARY SEWER (2004)								\$903											\$903
19-WWTP INFLUENT PUMP (2003)												\$11											\$11	
20-UMP - STORM WATER (2003)												\$1											\$1	
22-CATCHMENT AREA 2 SANITARY UPG (2004)												\$138											\$138	
23-WWTP EXP PROCESS EVALUATION (2004)												\$11											\$11	
25-BVT SEWER UPGRADE (2006)												\$500											\$500	
26-NEW LS CATCHMENT AREA 2 (2006)												\$1,715											\$1,715	
27-FORCEMAIN FROM NEW LS TO WWTP (2005)												\$979											\$979	
30-WWTP EXPANSION PHASE 2 (2007)												\$1,474											\$1,474	
31-BVT RELIEF FORCEMAIN (2009)												\$2,345											\$2,345	
47a-WWTP SOLIDS HANDLING UPGRADE (2013)												\$61											\$61	
47b-WWTP SOLIDS HANDLING UPGRADE (2014)												\$125											\$125	
47c-WWTP SOLIDS HANDLING UPGRADE (2017)									\$1,150											\$1,150				
48-WWTP INFLUENT PUMP STATION Ph1 (2015)								\$69											\$69					
49-LIFT STATION #1 PUMP UPGRADE (2015)								\$0											\$0					
50-WWTP INFLUENT PUMP STATION Ph2 (2018)								\$119											\$119					
52-WWTP-PROCESS & MECHANICAL UPGRADE (2018)								\$77											\$77					
53-WWTP-DEWATERING SYSTEM UPGRADE (2020)								\$663											\$663					
59-LIFT STATION #2 UPGRADE (2020)								\$0											\$0					
<b>SANITARY Total</b>									<b>\$10,817</b>											<b>\$10,817</b>				
<b>Project Financing Total</b>									<b>\$12,712</b>											<b>\$12,712</b>				
<b>PL20230229 Total</b>									<b>\$49,552</b>											<b>\$49,552</b>				
PL20230253	Reserve	WATER	35-RESERVOIR CAPACITY UPGRADE (Dev 95.4%, MD Bighorn 4.6%)														\$571		\$571					
			51-PUMPHOUSE #2 - TREATMENT CAPACITY UPGRADE															\$835		\$835				
			60-PUMPHOUSE 2 - INLINE BOOSTER PUMP UPGRADE															\$38		\$38				
			61-PUMPHOUSE #2 - DISTRIBUTION UPGRADE															\$217		\$217				
			64-BVT FIRE FLOW UPGRADE															\$0		\$0				
			<b>WATER Total</b>															<b>\$1,661</b>		<b>\$1,661</b>				
			TRANSPORTATION	42-RLWY & MAIN INTERSECTION UPGRADE															\$125		\$125			
				44-BVT UPGRADE WILLIAMS WEST OF 17TH															\$160		\$160			
				45-RLWY AVENUE 10TH TO 12TH															\$212		\$212			
				54-TRAFFIC SIGNALS MAIN AND 8TH															\$24		\$24			
55-10TH STREET TRAFFIC SIGNALS																\$72		\$72						
<b>TRANSPORTATION Total</b>															<b>\$593</b>		<b>\$593</b>							

Appendix 1: Off-site levies received by contributors, uses, per facility / infrastructure type within each benefitting area, for each capital project.

Development Agreement Number	Use	Area	Project	4.1	4.5	5.3	6.1	6.2	6.4	7.4	9.1	9.4	10.1	10.2	10.3	10.4	11.3	11.4	Grand Total							
PL20230253	Reserve	STORM	29-PALLISER STORMWATER STUDY WESTERN BASIN (2006)																							
			37-TEEPEE TOWN STORMWATER MANAGEMENT UPGRADES																							
		<b>STORM Total</b>																								
		SANITARY	66-BVT WASTEWATER UPGRADE																	\$0	\$0					
			67-RAILWAY AVENUE WASTEWATER UPGRADE																		\$0	\$0				
			68-7th AVENUE WASTEWATER UPGRADE																		\$0	\$0				
			69-BVT WASTEWATER UPGRADE (2ND AVE / TEEPEE TOWN)																		\$0	\$0				
			21-CENTRAL CANMORE SW MGMT PLAN (2003)																		\$0	\$0				
			32-PALLISER SANITARY TRUNK LINE (2010)																			\$0	\$0			
			34-LIFT STATION # 10 (2011)																			\$0	\$0			
			36-LIFT STN #8 UPGRADE (Dev 97.8%, MD Bighorn 2.2%)																			\$0	\$0			
			56-WWTP-INFLUENT SCREENS CAPACITY UPGRADE																			\$29	\$29			
			57-WWTP-UV DISINFECTION CAPACITY UPGRADE																			\$77	\$77			
			58-WWTP-INTERMEDIATE TRANSFER PUMPS																			\$11	\$11			
			65-LIFT STATION #2A UPGRADE																			\$0	\$0			
			70- LIFT STN #10 UPGRADE (Dev 96.5%, MD Bighorn 3.5%)																			\$0	\$0			
			<b>SANITARY Total</b>																			\$117	\$117			
			FIRE	Fire Hall Palliser																			\$207	\$207		
				Fire Hall Three Sisters																			\$730	\$730		
		<b>FIRE Total</b>																				\$937	\$937			
		<b>Reserve Total</b>																				\$3,309	\$3,309			
		PL20230253	Project Financing	WATER	05-SECOND AVE. WATERMAIN (1999)																	\$22	\$22			
					06-REC. CENTER WATERMAIN (1999)																		\$6	\$6		
					09-WATER RESERVOIR #6 (1999)																			\$33	\$33	
					10-WATER PH#1 (1999)																			\$49	\$49	
					11-WATERLINE UNDER BOW RIVER (1999)																			\$8	\$8	
					12-WATERLINE ON BVT (1999)																			\$23	\$23	
					14-UTILITY MASTER PLAN (1999)																			\$0	\$0	
					15-CROSS TOWN FEEDER (1999)																			\$14	\$14	
					16-PH#2 UPGRADE (2001)																			\$69	\$69	
					17-RAILWAY AVE WATERMAIN (2002)																			\$3	\$3	
					24-7TH AVE WATERMAIN (2006)																			\$0	\$0	
					28-HARVIE HEIGHTS WATER SUPPLY (2005)																			\$56	\$56	
					39a-SOUTH BOW RIVER LOOP PH 1 (90% Water Dist #1-#10)																			\$0	\$0	
					39b-SOUTH BOW RIVER LOOP PH 1 (10% Fire Flow Benefit #9)																			\$0	\$0	
					46-PUMP HOUSE #2 - CLEAR WELL CAPACITY UPGRADE																			\$209	\$209	
					<b>WATER Total</b>																				\$490	\$490
				TRANSPORTATION	40-TRAFFIC SIGNALS MAIN AND 7TH																			\$24	\$24	
					41-BVT UPGRADE WILLIAMS TO MONTANE																			\$63	\$63	
				<b>TRANSPORTATION Total</b>																				\$87	\$87	
				STORM	33-STONEWORKS CREEK DRAINAGE DIVERSION																					
					<b>STORM Total</b>																					
					SANITARY	01-WASTEWATER TREATMENT PLANT (1999)																			\$27	\$27
						02-SANITARY UPGRADE #1 (1999)																			\$54	\$54
03-SANITARY UPGRADE #2 (1999)																							\$10	\$10		
04-SANITARY UPGRADE #3 (1999)																							\$54	\$54		
07-WWTP PH.1 (1999)																							\$1	\$1		
08-WWTP PH.2 (1999)																							\$9	\$9		
13-LIFT STATION #1 (1999)																							\$0	\$0		
18-BVT TRUNK SANITARY SEWER (2004)																							\$0	\$0		
19-WWTP INFLUENT PUMP (2003)																							\$3	\$3		
20-UWP - STORM WATER (2003)																							\$0	\$0		
22-CATCHMENT AREA 2 SANITARY UPG (2004)																							\$0	\$0		
23-WWTP EXP PROCESS EVALUATION (2004)																							\$3	\$3		
25-BVT SEWER UPGRADE (2006)																							\$0	\$0		
26-NEW LS CATCHMENT AREA 2 (2006)																							\$0	\$0		
27-FORCEMAIN FROM NEW LS TO WWTP (2005)																						\$0	\$0			
30-WWTP EXPANSION PHASE 2 (2007)																						\$476	\$476			
31-BVT RELIEF FORCEMAIN (2009)																					\$0	\$0				
47a-WWTP SOLIDS HANDLING UPGRADE (2013)																					\$20	\$20				
47b-WWTP SOLIDS HANDLING UPGRADE (2014)																					\$40	\$40				
47c-WWTP SOLIDS HANDLING UPGRADE (2017)																					\$371	\$371				
48-WWTP INFLUENT PUMP STATION Ph1 (2015)																					\$22	\$22				
49-LIFT STATION #1 PUMP UPGRADE (2015)																					\$0	\$0				
50-WWTP INFLUENT PUMP STATION Ph2 (2018)																					\$39	\$39				
52-WWTP-PROCESS & MECHANICAL UPGRADE (2018)																			\$25	\$25						
53-WWTP-DEWATERING SYSTEM UPGRADE (2020)																			\$214	\$214						
59-LIFT STATION #2 UPGRADE (2020)																			\$0	\$0						
<b>SANITARY Total</b>																				\$1,368	\$1,368					
<b>Project Financing Total</b>																				\$1,945	\$1,945					
<b>PL20230253 Total</b>																				\$5,254	\$5,254					
PRNC20230234	Reserve	WATER	35-RESERVOIR CAPACITY UPGRADE (Dev 95.4%, MD Bighorn 4.6%)																	\$582	\$582					
			51-PUMPHOUSE #2 - TREATMENT CAPACITY UPGRADE																			\$851	\$851			

Appendix 1: Off-site levies received by contributors, uses, per facility / infrastructure type within each benefitting area, for each capital project.

Development Agreement Number	Use	Area	Project	4.1	4.5	5.3	6.1	6.2	6.4	7.4	9.1	9.4	10.1	10.2	10.3	10.4	11.3	11.4	Grand Total				
PRNC20230234	Reserve	WATER	60-PUMPHOUSE 2 - INLINE BOOSTER PUMP UPGRADE												\$39				\$39				
			61-PUMPHOUSE #2 - DISTRIBUTION UPGRADE														\$221				\$221		
			64-BVT FIRE FLOW UPGRADE														\$0				\$0		
		<b>WATER Total</b>														<b>\$1,693</b>				<b>\$1,693</b>			
		TRANSPORTATION	42-RLWY & MAIN INTERSECTION UPGRADE														\$125				\$125		
			44-BVT UPGRADE WILLIAMS WEST OF 17TH														\$160				\$160		
			45-RLWY AVENUE 10TH TO 12TH														\$212				\$212		
			54-TRAFFIC SIGNALS MAIN AND 8TH														\$24				\$24		
			55-10TH STREET TRAFFIC SIGNALS														\$72				\$72		
		<b>TRANSPORTATION Total</b>														<b>\$593</b>				<b>\$593</b>			
		STORM	29-PALLISER STORMWATER STUDY WESTERN BASIN (2006)																				
			37-TEEPEE TOWN STORMWATER MANAGEMENT UPGRADES																				
		<b>STORM Total</b>																					
		SANITARY	66-BVT WASTEWATER UPGRADE														\$0				\$0		
			67-RAILWAY AVENUE WASTEWATER UPGRADE														\$0				\$0		
			68-7th AVENUE WASTEWATER UPGRADE														\$3,860				\$3,860		
			69-BVT WASTEWATER UPGRADE (2ND AVE / TEEPEE TOWN)														\$0				\$0		
			21-CENTRAL CANMORE SW MGMT PLAN (2003)														\$0				\$0		
			32-PALLISER SANITARY TRUNK LINE (2010)														\$0				\$0		
			34-LIFT STATION # 10 (2011)														\$0				\$0		
			36-LIFT STN #8 UPGRADE (Dev 97.8%, MD Bighorn 2.2%)														\$0				\$0		
			56-WWTP-INFLUENT SCREENS CAPACITY UPGRADE														\$30				\$30		
			57-WWTP-UV DISINFECTION CAPACITY UPGRADE														\$79				\$79		
			58-WWTP-INTERMEDIATE TRANSFER PUMPS														\$11				\$11		
			65-LIFT STATION #2A UPGRADE														\$0				\$0		
			70- LIFT STN #10 UPGRADE (Dev 96.5%, MD Bighorn 3.5%)														\$0				\$0		
		<b>SANITARY Total</b>														<b>\$3,980</b>				<b>\$3,980</b>			
		FIRE	Fire Hall Palliser														\$207				\$207		
			Fire Hall Three Sisters														\$730				\$730		
		<b>FIRE Total</b>														<b>\$937</b>				<b>\$937</b>			
		<b>Reserve Total</b>															<b>\$7,203</b>				<b>\$7,203</b>		
		Project Financing	Project Financing	WATER	05-SECOND AVE. WATERMAIN (1999)												\$22				\$22		
					06-REC. CENTER WATERMAIN (1999)													\$6				\$6	
					09-WATER RESERVOIR #6 (1999)														\$34				\$34
					10-WATER PH#1 (1999)														\$50				\$50
					11-WATERLINE UNDER BOW RIVER (1999)														\$8				\$8
					12-WATERLINE ON BVT (1999)														\$24				\$24
					14-UTILITY MASTER PLAN (1999)														\$0				\$0
					15-CROSSTOWN FEEDER (1999)														\$14				\$14
					16-PH#2 UPGRADE (2001)														\$70				\$70
					17-RAILWAY AVE WATERMAIN (2002)														\$3				\$3
					24-7TH AVE WATERMAIN (2006)														\$0				\$0
					28-HARVIE HEIGHTS WATER SUPPLY (2005)														\$57				\$57
					39a-SOUTH BOW RIVER LOOP PH 1 (90% Water Dist #1-#10)														\$46				\$46
					39b-SOUTH BOW RIVER LOOP PH 1 (10% Fire Flow Benefit #9)														\$0				\$0
					46-PUMP HOUSE #2 - CLEAR WELL CAPACITY UPGRADE														\$213				\$213
					<b>WATER Total</b>														<b>\$545</b>				<b>\$545</b>
TRANSPORTATION	40-TRAFFIC SIGNALS MAIN AND 7TH																\$24				\$24		
	41-BVT UPGRADE WILLIAMS TO MONTANE																\$63				\$63		
<b>TRANSPORTATION Total</b>															<b>\$87</b>				<b>\$87</b>				
STORM	33-STONEWORKS CREEK DRAINAGE DIVERSION																						
<b>STORM Total</b>																							
SANITARY	01-WASTEWATER TREATMENT PLANT (1999)																\$28				\$28		
	02-SANITARY UPGRADE #1 (1999)																\$55				\$55		
	03-SANITARY UPGRADE #2 (1999)																\$10				\$10		
	04-SANITARY UPGRADE #3 (1999)																\$55				\$55		
	07-WWTP PH.1 (1999)																\$1				\$1		
	08-WWTP PH.2 (1999)																\$9				\$9		
	13-LIFT STATION #1 (1999)																\$128				\$128		
	18-BVT TRUNK SANITARY SEWER (2004)																\$0				\$0		
	19-WWTP INFLUENT PUMP (2003)																\$3				\$3		
	20-UWP - STORM WATER (2003)																\$0				\$0		
	22-CATCHMENT AREA 2 SANITARY UPG (2004)																\$0				\$0		
23-WWTP EXP PROCESS EVALUATION (2004)																\$4				\$4			
25-BVT SEWER UPGRADE (2006)																\$0				\$0			
26-NEW LS CATCHMENT AREA 2 (2006)																\$0				\$0			
27-FORCEMAIN FROM NEW LS TO WWTP (2005)																\$0				\$0			
30-WWTP EXPANSION PHASE 2 (2007)																\$486				\$486			
31-BVT RELIEF FORCEMAIN (2009)																\$0				\$0			
47a-WWTP SOLIDS HANDLING UPGRADE (2013)																\$20				\$20			
47b-WWTP SOLIDS HANDLING UPGRADE (2014)																\$41				\$41			
47c-WWTP SOLIDS HANDLING UPGRADE (2017)																\$379				\$379			
48-WWTP INFLUENT PUMP STATION Ph1 (2015)																\$23				\$23			

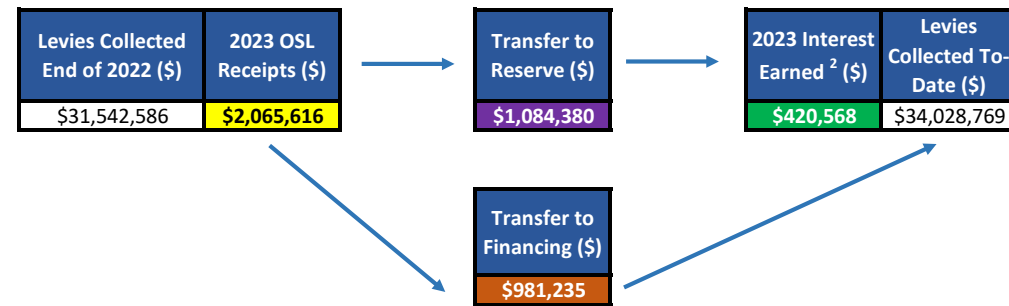
**Appendix 1: Off-site levies received by contributors, uses, per facility / infrastructure type within each benefitting area, for each capital project.**

Development Agreement Number	Use	Area	Project	4.1	4.5	5.3	6.1	6.2	6.4	7.4	9.1	9.4	10.1	10.2	10.3	10.4	11.3	11.4	Grand Total		
PRNC20230234	Project Financing	SANITARY	49-LIFT STATION #1 PUMP UPGRADE (2015)												\$1,516				\$1,516		
			50-WWTP INFLUENT PUMP STATION Ph2 (2018)														\$39				\$39
			52-WWTP-PROCESS & MECHANICAL UPGRADE (2018)														\$25				\$25
			53-WWTP-DEWATERING SYSTEM UPGRADE (2020)														\$218				\$218
			59-LIFT STATION #2 UPGRADE (2020)														\$0				\$0
		<b>SANITARY Total</b>													<b>\$3,040</b>				<b>\$3,040</b>		
	<b>Project Financing Total</b>														<b>\$3,672</b>				<b>\$3,672</b>		
<b>PRNC20230234 Total</b>															<b>\$10,875</b>				<b>\$10,875</b>		
<b>Grand Total</b>				<b>\$41,534</b>	<b>\$41,544</b>	<b>\$2,117</b>	<b>\$5,004</b>	<b>\$469,070</b>	<b>\$652,587</b>	<b>\$223,124</b>	<b>\$41,733</b>	<b>\$307,200</b>	<b>\$30,127</b>	<b>\$94,718</b>	<b>\$43,500</b>	<b>\$89,716</b>	<b>\$15,762</b>	<b>\$7,880</b>	<b>\$2,065,616</b>		

**Appendix 2: Balances retained for each type of facility and infrastructure within each benefitting area.**

2023 Allocations	Infrastructure / Facility	4.1	4.5	5.3	6.1	6.2	6.4	7.4	9.1	9.4	10.1	10.2	10.3	10.4	11.3	11.4	Grand Total
Reserve	WATER	\$9,837	\$9,839	\$391	\$847	\$79,394	\$110,456	\$22,849	\$8,601	\$63,312	\$4,690	\$14,744	\$6,771	\$13,965	\$4,984	\$2,492	\$353,170
	TRANSPORTATION	\$5,336	\$5,337	\$137	\$297	\$27,816	\$38,699	\$8,005	\$2,901	\$21,352	\$1,643	\$5,165	\$2,372	\$4,893	\$1,779	\$890	\$126,623
	STORM	\$0	\$0	\$0	\$0	\$0	\$0	\$109,541	\$0	\$0	\$0	\$0	\$0	\$0	\$0	\$0	\$109,541
	SANITARY	\$1,057	\$1,057	\$887	\$783	\$73,389	\$102,101	\$12,843	\$947	\$6,969	\$11,026	\$34,665	\$15,920	\$32,834	\$352	\$176	\$295,005
	FIRE	\$8,430	\$8,432	\$216	\$469	\$43,944	\$61,137	\$12,647	\$4,582	\$33,732	\$2,596	\$8,161	\$3,748	\$7,730	\$2,811	\$1,405	\$200,041
<b>Reserve Total</b>		<b>\$24,660</b>	<b>\$24,666</b>	<b>\$1,631</b>	<b>\$2,395</b>	<b>\$224,544</b>	<b>\$312,393</b>	<b>\$165,886</b>	<b>\$17,031</b>	<b>\$125,365</b>	<b>\$19,954</b>	<b>\$62,734</b>	<b>\$28,811</b>	<b>\$59,421</b>	<b>\$9,927</b>	<b>\$4,963</b>	<b>\$1,084,380</b>
Project Financing	WATER	\$4,830	\$4,831	\$126	\$273	\$25,574	\$35,580	\$7,360	\$5,291	\$38,946	\$1,511	\$4,749	\$2,181	\$4,498	\$1,471	\$736	\$137,958
	TRANSPORTATION	\$781	\$781	\$20	\$43	\$4,073	\$5,666	\$1,172	\$425	\$3,126	\$241	\$756	\$347	\$716	\$261	\$130	\$18,539
	STORM	\$0	\$0	\$0	\$220	\$20,585	\$28,638	\$0	\$2,147	\$15,801	\$0	\$0	\$0	\$0	\$0	\$0	\$67,390
	SANITARY	\$11,263	\$11,266	\$340	\$2,073	\$194,294	\$270,309	\$48,706	\$16,840	\$123,961	\$8,422	\$26,478	\$12,160	\$25,080	\$4,104	\$2,051	\$757,349
<b>Project Financing Total</b>		<b>\$16,874</b>	<b>\$16,878</b>	<b>\$486</b>	<b>\$2,609</b>	<b>\$244,526</b>	<b>\$340,194</b>	<b>\$57,238</b>	<b>\$24,702</b>	<b>\$181,835</b>	<b>\$10,173</b>	<b>\$31,984</b>	<b>\$14,689</b>	<b>\$30,295</b>	<b>\$5,835</b>	<b>\$2,917</b>	<b>\$981,235</b>
<b>Grand Total</b>		<b>\$41,534</b>	<b>\$41,544</b>	<b>\$2,117</b>	<b>\$5,004</b>	<b>\$469,070</b>	<b>\$652,587</b>	<b>\$223,124</b>	<b>\$41,733</b>	<b>\$307,200</b>	<b>\$30,127</b>	<b>\$94,718</b>	<b>\$43,500</b>	<b>\$89,716</b>	<b>\$15,762</b>	<b>\$7,880</b>	<b>\$2,065,616</b>

2023 Interest Earned		4.1	4.5	5.3	6.1	6.2	6.4	7.4	9.1	9.4	10.1	10.2	10.3	10.4	11.3	11.4	Grand Total
Reserve	WATER	\$4,420	\$4,422	\$176	\$381	\$35,679	\$49,637	\$10,268	\$3,865	\$28,452	\$2,107	\$6,626	\$3,043	\$6,276	\$2,240	\$1,120	\$158,710
	TRANSPORTATION	\$5,180	\$5,182	\$133	\$288	\$27,004	\$37,568	\$7,771	\$2,816	\$20,728	\$1,595	\$5,015	\$2,303	\$4,750	\$1,727	\$864	\$122,924
	STORM	\$0	\$0	\$0	\$0	\$0	\$0	\$29,948	\$0	\$0	\$0	\$0	\$0	\$0	\$0	\$0	\$29,948
	SANITARY	\$303	\$303	\$254	\$224	\$21,041	\$29,273	\$3,682	\$271	\$1,998	\$3,161	\$9,938	\$4,564	\$9,414	\$101	\$50	\$84,578
	FIRE	\$1,029	\$1,029	\$26	\$57	\$5,362	\$7,460	\$1,543	\$559	\$4,116	\$317	\$996	\$457	\$943	\$343	\$171	\$24,408
<b>Interest Earned Total</b>		<b>\$10,932</b>	<b>\$10,935</b>	<b>\$589</b>	<b>\$950</b>	<b>\$89,085</b>	<b>\$123,938</b>	<b>\$53,213</b>	<b>\$7,512</b>	<b>\$55,294</b>	<b>\$7,180</b>	<b>\$22,574</b>	<b>\$10,367</b>	<b>\$21,382</b>	<b>\$4,411</b>	<b>\$2,205</b>	<b>\$420,568</b>
<b>Grand Total</b>		<b>\$10,932</b>	<b>\$10,935</b>	<b>\$589</b>	<b>\$950</b>	<b>\$89,085</b>	<b>\$123,938</b>	<b>\$53,213</b>	<b>\$7,512</b>	<b>\$55,294</b>	<b>\$7,180</b>	<b>\$22,574</b>	<b>\$10,367</b>	<b>\$21,382</b>	<b>\$4,411</b>	<b>\$2,205</b>	<b>\$420,568</b>



<sup>1</sup> Numbers might not add up due to rounding .

<sup>2</sup> Interest Calculated using opening reserve balance (no front ending), project expenditures and collected receipts

Type of Interest Earned <sup>2</sup>	Transport	Water	Sanitary	Storm	Fire
Opening Balance (not.Incl Front Ending)	119,490	148,105	68,071	26,366	19,332
Project Expenditure (1/4% Rule)	-250	-1,857	-10,196	-907	0
Offsite Levy Receipts (1/2% Rule)	3,683	12,462	26,703	4,490	5,076
	<b>\$122,924 <sup>1</sup></b>	<b>\$158,710 <sup>1</sup></b>	<b>\$84,578 <sup>1</sup></b>	<b>\$29,948 <sup>1</sup></b>	<b>\$24,408 <sup>1</sup></b>
<b>Grand Total <sup>1</sup></b>			<b>\$420,568</b>		

<sup>1</sup> Numbers might not add up due to rounding

<sup>2</sup> Interest Calculated using opening reserve balance without front ending, project expenditures and collected receipts

Infrastructure / Facility	2022 Opening Reserve Balance (\$)	2023 Levies Collected (\$)	2023 Levies Spent (\$)	2023 Remaining for Reserve (\$)	2023 Additional Spent from Reserve (\$)	2023 Interest Earned (\$)	2023 Closing Reserve Balance (\$)
Water	2,918,323	491,128	137,958	353,170	-	158,710	3,430,203
Transportation	2,354,477	145,161	18,539	126,623	-	122,924	2,604,023
Storm <sup>1</sup>	519,522	176,932	67,390	109,541	-	29,948	659,012
Sanitary <sup>1</sup>	1,341,291	1,052,354	757,349	295,005	-	84,578	1,720,874
Fire <sup>1</sup>	380,923	200,041	-	200,041	-	24,408	605,372
<b>Total</b>	<b>7,514,536</b>	<b>2,065,616</b>	<b>981,235</b>	<b>1,084,380</b>	<b>-</b>	<b>420,568</b>	<b>9,019,484</b>

<sup>1</sup> Numbers might not add up due to rounding